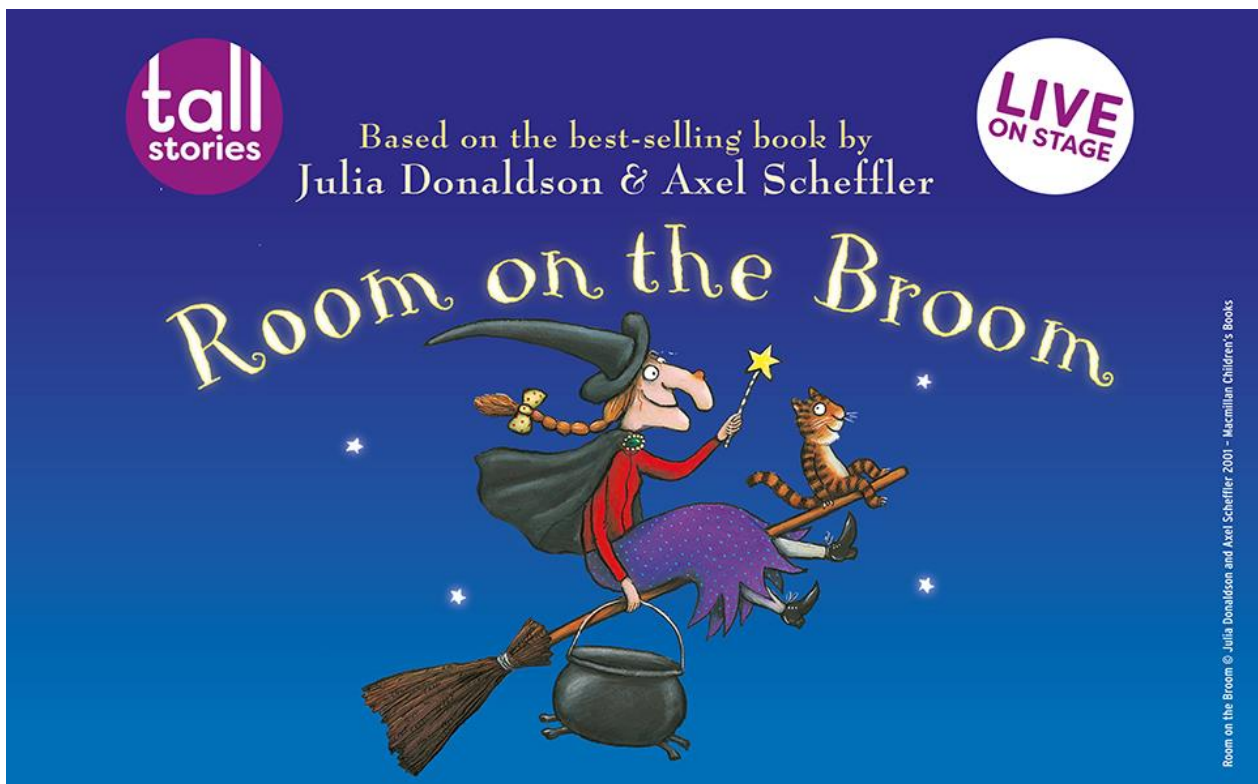




Relaxed Performance Information Pack for Room on the Broom

Sunday 5 March 2023, 2pm



Box Office Telephone: 0116 242 3595

Box Office Email: tickets@curvetheatre.co.uk

Address: Curve, 60 Rutland Street, Leicester, LE1 1SB

Contents

Hello and What is a Relaxed Performance?.....	2
Getting to Curve.....	3 - 5
Visual Story: Your Visit to Curve.....	6 - 15
Useful Information.....	16 - 17
Meet the Characters.....	18 - 23
The Story and Sensory Moments with Production Gallery.....	24 – 26
My Visit to see Room on the Broom: Communication Sheet.....	27

Hello!



We are looking forward to welcoming you to **Curve** for the **Relaxed Performance of Room on the Broom**.

This guide has been created as a support material for audiences attending the show, and contains information about the theatre, performance and characters to help you familiarise yourself, and make your experience as enjoyable and memorable as possible.

What is a Relaxed Performance?

Relaxed Performances are open to everyone but are especially tailored to support audiences who may benefit from a more relaxed performance environment. This may include children, young people and adults with neurodivergence, such as autism, learning difficulties and other sensory or communication needs.

The lights will remain on throughout the show, and whilst the **Studio Theatre** doors will be closed, you will be able to come and go from the space if you need a break from the performance. There is also a relaxed attitude to noise, and the sound and lighting will be adapted to more comfortable levels.

A quiet space will be available before, during and after the performance, too.

Getting to Curve

Our address is **Curve, 60 Rutland Street, Leicester, LE1 1SB.**

Here is a map of where Curve is in the **Cultural Quarter**, and the surrounding area.



Getting here by Car

There are a number of car parks close to Curve, with the multi-storey NCP Rutland Centre Car Park being the closest to our Theatre. **Customers are advised that none of the car parks detailed on this page are owned or managed by Curve or Leicester Theatre Trust Ltd.**

NCP Rutland Centre Car Park (Multi-storey)

56 Halford Street, Leicester, LE1 1TQ

Access Spaces: 7 | Max Height: 1.93m

Curve visitors can park in the NCP Rutland Centre adjacent to Curve for **£7.95** when validated at Box Office, Green Room Café or Stage Door Bar during your visit.

If parking at NCP Rutland Centre between the hours of 5pm and 2am, you can access a cheaper rate of **£5.95** if you pay via the NCP ParkPass App, or **£6.95** if you pay your parking at the machines located in the NCP on the day.

Southampton Street

Leicester, LE1 1TG

Access Spaces: 4

Hourly charges from **£1***

Haymarket

Leicester, LE1 3HP

Access Spaces: 5

Hourly charges from **£1***

NCP Lee Circle Car Park

Leicester, LE1 3RE

Access Spaces: 4 | Max Height: 1.93m

Hourly charges from **£1.95***

Newarke Street

Leicester, LE1 5SN

Access Spaces: 1

Hourly charges from **£1***

Dover Street

Leicester, LE1 6PW

Access Spaces: 14 | Max Height 1.98m

Hourly charges from **£1***

Highcross John Lewis Car Park

Leicester, LE1 4QJ

Access Spaces: 109 | Family Spaces: 56 | Max Height, 1.98m

Hourly charges from **£3.50***, plus flat evening rate of **£2.50*** between 5pm and 6am.

There is also a drop-off point outside our theatre. *Prices subject to change.

Getting here by Bus

All Leicestershire bus services have stops within a three to 10-minute walk of Curve, with services terminating on Humberstone Gate, Haymarket Bus Station or St Margaret's Bus Station.

For more information about travelling by bus in the city, visit www.leicester.gov.uk/transport-and-streets/travelling-by-bus, or call **Traveline** on **0871 200 2233**.

Getting here by Train

Leicester Train Station is less than a 10-minute walk away via **Charles Street**. For the latest service information, please visit www.nationalrail.co.uk.

Visual Story: Your Visit to Curve

Curve is a large, round building with a glass front, as shown below. The outside of Curve looks like this:



Halford Street Entrance

what3words: ///wide.wiping.dared

Southampton Street Entrance

what3words: ///seat.olive.quiet

Rutland Street Entrance

what3words: ///driver.other.ideal

There are three main entrances into the building: **Halford Street**, by our **Green Room Café**; **Rutland Street**, by our **Box Office**; and **Southampton Street**, which is in between the two.

All entrances have a set of glass double doors. The doors will open outwards automatically as you move towards them. There is **level access** into the building from all entrances.

Halford Street



Southampton Street



Rutland Street



When you enter the building, you will be in the **Foyer**. Our **Foyer** is one big circle which wraps around two of our performance spaces – the **Theatre** and the **Studio Theatre**.

As you make your way around the **Foyer**, you will notice lots of large pictures on the big red walls. This is our **production gallery**, and features pictures from our previous productions.



There are also large digital screens throughout the building displaying upcoming shows and events, and information about the theatre.

What shows can you see in the production gallery and on the screens?



A number of **automatic hand sanitiser points** are available around the building. To use these points, simply hold your hand beneath the dispenser.


Push dispensers are also available around the building.



Before the show, you will hear some loud announcements in the **Foyer** telling you how long it is until the show begins, and other useful information about your visit. These will be at a quieter level at the **Relaxed Performance**.



It may also be noisy in the **Foyer** as other audience members will be arriving to see the show. You might like to **cover your ears** or wear a pair of **ear defenders** during this time, and bring a comforter or toy to play with before the performance.

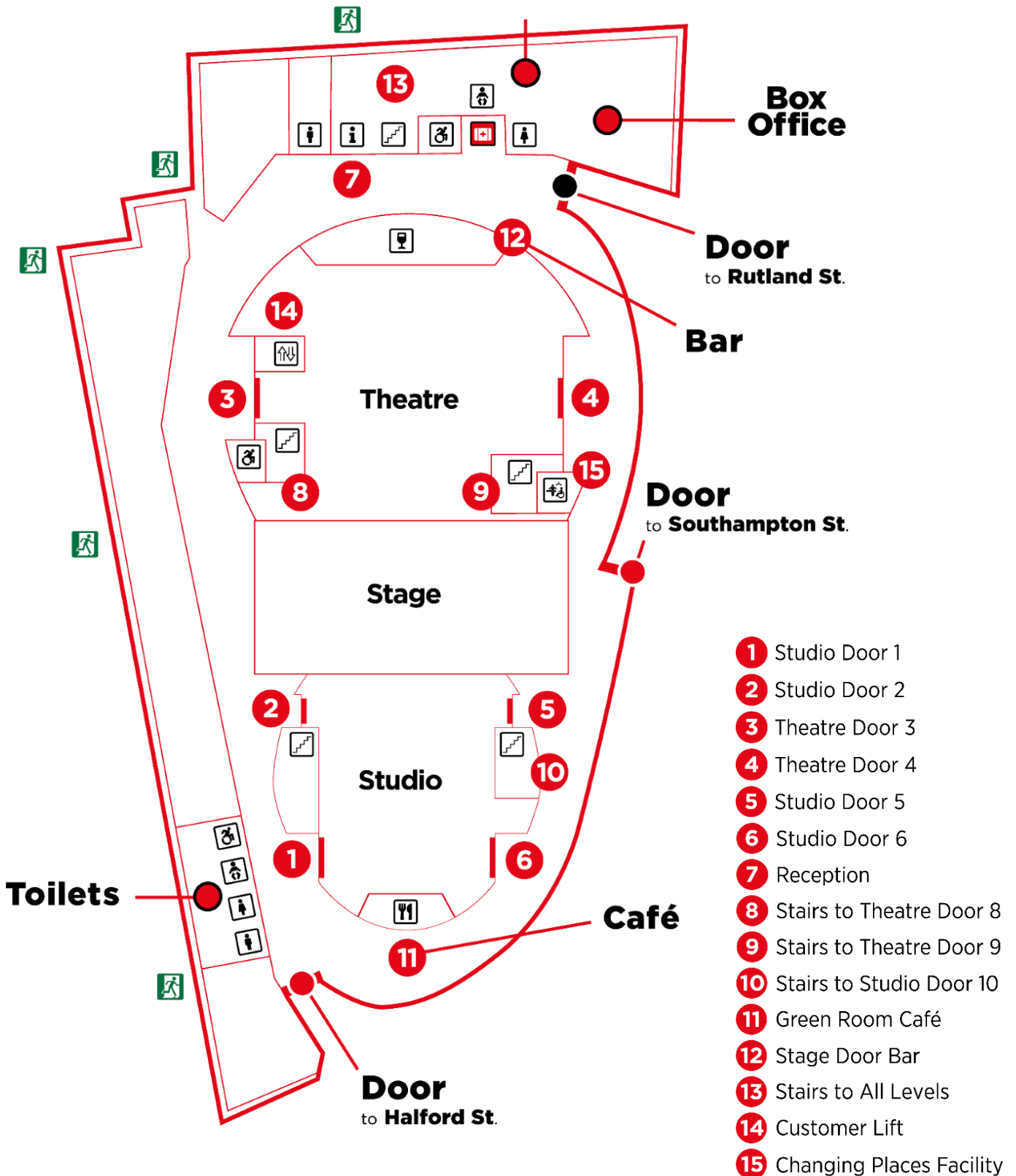


In **Alcove 4**, opposite **Box Office**, will be our **Ground Floor Quiet Space**. You are welcome to relax in this space before, during or after the performance.

On the tables you will find some sensory and fidget toys, plus an activity themed around **Room on the Broom**. You will also find copies of this Performance Information Pack and Show Communication Sheet.

There will be another **Quiet Space** on our **Mezzanine**. You will need to take the stairs between **Studio Theatre Doors 5 and 6** to access the **Mezzanine**, or the lift next to **Theatre Door 4**. A member of our **Visitor Experience Team** can help you find this space.

Here is a map of the **Ground Floor** of Curve.





Opposite the **Ground Floor Quiet Space**, you will find our **Box Office**.

Parking tickets for cars parked in the **NCP Rutland Centre Multi-storey Car Park** next door to **Curve** can be validated at the **Box Office** for **£7.95**. Ticket enquiries for this performance and future shows at Curve can also be made here.



Further round the **Foyer** you will find our **Green Room Café**.

Here you can buy a drink, snack or ice cream to enjoy before the performance.

There may be a small queue at the **Café**, so you might need to wait a few minutes.



If you need to use the toilet before you take your seats, there are male, female and accessible toilets near both the **Green Room Café** and **Box Office**. Further accessible toilets can be found outside the **Theatre** doors.

Gender-neutral toilets can be found on the **Mezzanine** floor.

The hand dryers in all toilets will be switched off, and paper towels will be provided.

The toilets look like this:



Our accessible toilet outside **Theatre Door 4** is a **Changing Places Facility**. Please note you will need to bring your own hoist straps to use this facility.

You will be watching **Room on the Broom** in our **Studio Theatre**, which has bright red seating as shown in the picture below. This is where you will sit to watch the performance.




Your **ticket** will tell you which door to enter through – **Studio Theatre Doors 1 or 6** - and where to sit, based on a row letter and seat number.

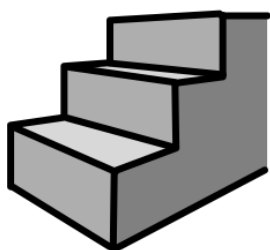


A member of our **Visitor Experience Team** can help you find the right door and your seat by looking at the letters and numbers on your ticket.

They will be wearing black shirts and/or fleeces with a colourful Curve logo.




When you enter the **Studio Theatre**, the lights will be on and it may be noisy as the audience will be getting ready to watch the show. You might like to **cover your ears** or **wear ear defenders** to soften the noise, and play with your toy or comforter.



To access most rows in the **Studio Theatre**, you will need to take a number of steps.

When entering at the **Stage Level** via **Studio Theatre Doors 1** or **6**, there are **28 steps** from the stage to **Row P** at the back of the theatre, with **two steps** between each row.



You will need to pull the bottom of your seat down to sit on it.

Booster seats are available if you can't see the stage comfortably, and a member of our **Visitor Experience Team** can get one for you.

They will also be happy to help you with anything else you may need to enjoy the performance.

Once seated, you will be able to see the **set** for the show, which looks like the picture below.

The **set** is placed on the **stage** and is where the stories will take place.



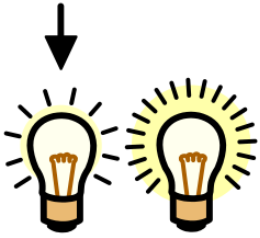
There is a floor cloth on the stage with a large blue circle looking like a tree stump.

At the back of the stage is a wall with a lit-up moon in the middle.

There are two large trees either side of the moon. The branches of the trees are made from broomsticks, and they are painted a blue/purple colour. A small cauldron hangs from the tree on the right.

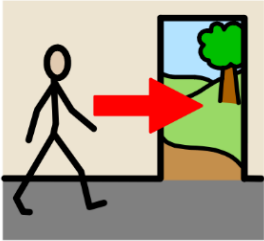
The tree on the left has a low branch which rests on the floor with lots of leaves on it so that actors can hide behind it. A broomstick rests against it.

At the front of the stage on the right, there are two small tree stumps which the actors use to sit and stand on. On the left of the stage at the front is a larger tree stump which is also used by the actors to sit and stand on.



When the show is about to start, the lights in the **Studio Theatre** will be dimmed. The house lights will remain on at a low level throughout, so the auditorium will not be in total darkness at any point.

For more information about the lighting in the show, see the **Useful Information** on **pages 16 and 17**.



If you need a break from the show, you can leave the **Studio Theatre** at any time and return when you're ready.



When the show has finished, the cast will come back onto the stage and bow.

The audience will clap to show the cast they enjoyed the performance, and the lights will get brighter. It may be quite loud during this moment.

You can leave the **Studio Theatre** when you're ready.

Useful Information



Room on the Broom is based on the much-loved children's picture book by **Julia Donaldson** and **Axel Scheffler**. You might have read this book at home!

It has been brought from page-to-stage by **Tall Stories**, known the world over for their physical, musical and story-telling style of theatre.




The stage adaptation includes all the rhyming text of the fun and some audience participation. The characters will speak directly to the audience, so feel free to sing-along and answer back when prompted if you'd like to.



The running time for **Room on the Broom** is **60 minutes** with no interval, meaning there isn't a break in the middle.

It is recommended for children aged **3+** and their families.




There will be different lighting throughout the show. During 'Sky' scenes, the lighting will be slightly darker, whilst the 'ground' scenes will be much lighter.

There is no strobe or flashing lighting in this production.



The show contains recorded music and live singing. A complimentary CD of the soundtrack is available for access patrons so you can familiarise yourself with the music in advance. Please contact Tall Stories at info@tallstories.org.uk to request this.



The actors will have microphones to amplify their voices so they can be heard by everyone in the **Studio Theatre**, and because they will be singing over music. They will sound louder than usual conversation volume.



At the **Relaxed Performance**, the overall level of the sound will be turned down, so it is not too loud during the performance.

If you are attending another performance of **Room on the Broom** and are concerned about sound levels, please notify the **Box Office** at the time of booking so they can seat you in appropriate seats that are not too close to the speakers.

Meet the Characters

There are **four** actors in the show. **One female** actor plays the **Witch**, whilst another **female** actor plays **Cat**. There are also **two males**; **one** plays **Dog** and **Frog**, and the other plays **Bird** and **Dragon**. The two men also narrate the story.

Dog, Frog and **Bird** are all large puppets, so the actor's faces are visible and the costumes are minimal to facilitate the very physical style of the performance. You can see photos of the actors and puppets below.

Witch is played by an actress called **Jessica Manu**



← This is **Jessica**

What have been your favourite projects to work on?

I would have to say this project. It's reminded me of the magic of storytelling and theatre. It has also made me grow as a performer as there's so much that goes into bringing this story to life!

What possession would you really not want to lose?

My passport because I love flying around the world.



As **Witch, Jessica** wears a black witch's hat with a large pink flower on the front.

She has long hair tied in a plait down her back.

Attached to her plait is a yellow bow.

She wears a red blouse with frills on the front, and a black cloak attached with a small brooch on her chest.

The cloak is behind her back and reaches to the back of her knees. She wears a mid-length purple skirt with a pocket on the left side. She wears white leggings under the skirt and black, Dr. Marten boots.

Cat is played by an actress called **Hannah Miller**.



← This is **Hannah**

What have been your favourite projects to work on?

The Snail and the Whale also with Tall Stories, and Roots with 1927 would both be up there on a list of favourites.

Where would you like to fly on a broom?

First stop would have to be Hogwarts, then Cackle's Academy! Could it take me to Wonderland, Neverland, The Shire, Oz, Narnia?.



As **Cat, Hannah** wears a cropped brown and orange top with long sleeves and ruffles to look like fur.

She wears a plain white vest underneath.

Her hair is tied in two buns either side with orange and brown bows.

She wears brown trousers and brown Converse trainers

Dog and **Frog** are both puppets operated by an actor named **Charlie Guest**.

Charlie also plays a **Narrator** to tell us the story.



← This is **Charlie**

What have been your favourite projects to work on?

I have enjoyed all projects I have worked on, but probably the one that is closest to my heart is *The Gruffalo*, as it was my first.

What possessions would you really not want to lose?

I would never want to lose my photo albums of adventures I have been on with friends and family.



As a **puppeteer**, **Charlie** wears grey corduroy trousers with a brown belt, a grey shirt and brown braces.



Dog is a puppet operated by **Charlie**.

Dog is light brown white belly. He has large floppy ears and a big pink grin.

His voice is light and excitable.

He really wants to go to the moon and practice his howling.



Frog is a puppet operated by **Charlie**.

He is green with a white belly and big red mouth.

He has a Southern American accent and is running away from a princess who is trying to turn him into a prince.



As a **Narrator**, **Charlie** wears grey corduroy trousers, a grey shirt and brown braces, with a brown bobble hat and green gilet.

He has brown boots.

Bird is a puppet and is operated by an actor named **Jake Waring**.

Jake also plays a **Narrator** to tell us the story.



← This is **Jake**.

What have been your favourite projects to work on?

I once played The Fox in The Gingerbread Man, and foxes are my favourite animal!

What was your favourite story as a child?

It would have to be The Hobbit. It was the first 'big book' I read on my own.



As **Narrator**, Jake wears a bobble hat and cardigan. He takes these off to be **Bird**.

He wears grey corduroy trousers, a grey shirt and green and blue braces. He has brown boots.

Bird is a bright green puppet with wings that move and a large grey head and beak.

Bird has a high-pitched voice and wants to fly south for the winter.



As **Dragon**, **Jake** wears a big red, all-in-one suit made of puffa jacket material, with a white belly.

He has a large headpiece with a white horn – **Jake**'s face is visible through the headpiece.

He has small red wings on his back.

He has big red boots and big red gloves.

Dragon has a deep voice with a Welsh accent.

The Story and Sensory Moments

Spoiler Alert!

Below is a summary of the show, which means we tell you what will happen during the performance. This might be helpful to know before you come to the theatre.

Sensory moments are highlighted in **green boxes** like this.

If you want the story to be a surprise, don't read these pages. Please don't share these with other people as they might want the surprise too.

There will be an announcement just before the show asking for mobile devices to be switched off and advising that photography or filming of any kind is not permitted.

If you need to use a specific electronic device such as an iPad to aid with communication, please inform the staff as you enter the **Studio Theatre**.

Room on the Broom follows a haphazard witch and her trusty cat on their way to the back of beyond to fight a dragon!

The cast will make whooshing noises when the broom takes off. The audience is encouraged to join in with this and will be prompted in what to do by the cast. Don't worry, you don't have to join in if you don't want to!

On route, **Witch** loses her hat in the wind and they must fly down to fetch it. There they meet **Dog**, who wants to go to the moon. He asks **Witch** to take him and after some negotiation with **Cat**, they head back up into the sky.

Then **Witch's** bow falls out and so again they must fly to the ground to collect it – only to find that a large green bird has found it and thinks it's her own!

Bird has been left behind by her friends who are migrating south for the winter and now she doesn't know how to get there. **Witch** agrees to take her with them and drop her off on the way to the dragon's lair so they set off again.

Suddenly **Witch** drops her wand, and immediately they all fly down to find it. It's been picked up by a frog who is himself trying to get away from a princess who thinks he will turn into a prince if she kisses him. **Frog** gives **Witch** back the wand in return for letting him escape on the broom with them.

In **Frog's** song 🎵 **Frog Stomp**, the actor puppeteering **Frog** says, 'When I say Ribbet, you say Croak'. The audience is encouraged to sing-along with the word 'Croak' and prompted to do so by the actor. It's very brief, and you don't have to join in if you don't want to.

Back in the sky and heading towards the dragon's lair – the broom just can't cope with them all and snaps in two! **Cat, Dog, Bird** and **Frog** fall into a muddy bog, whilst **Witch** - unaware that her friends have vanished - flies on to meet the dragon!

Dragon will roar a couple of times before his entrance, and there will be sound effects of stomping.

Dragon is hungry. When he finds **Witch**, he decides she would make a delicious feast. But just as he is about to eat her, a hideous **Mud Monster** clambers out of the bog to claim **Witch** for itself. **Dragon** flees whilst **Witch** discovers that the **Mud Monster** is in fact all her friends covered in mud pretending to be a monster.

Witch casts a spell to fix the broom and the new friends fly off into the night.

When **Witch** casts the spell to make a new broom, the lights will gently flicker and then the stage will go completely dark – known as a blackout – before coming up to reveal the new broom on stage.




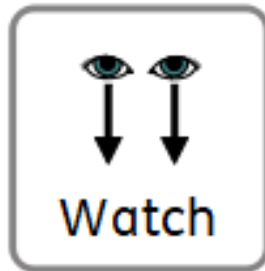
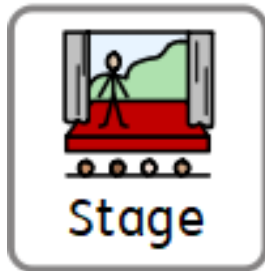
At the end of the show, the stage will go black again to signify the end of the performance. The lights will come up a couple of seconds later and there is a finale to clap and sing-along to.

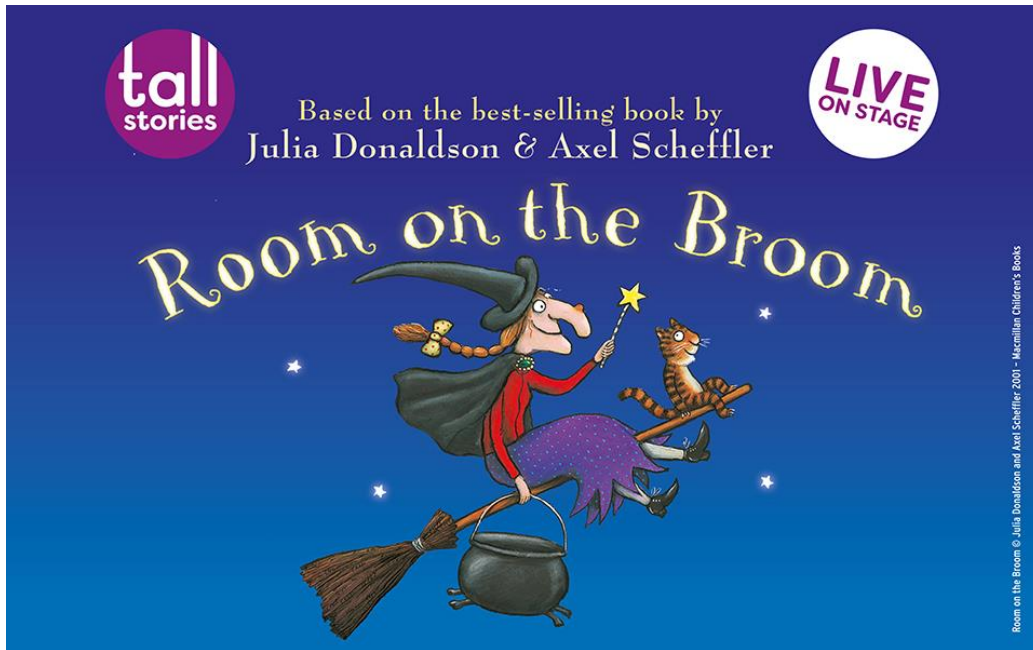
Production Gallery



Production photographs of previous cast.

My visit to see Room on the Broom





We hope you find this information pack helpful ahead of your visit to Curve. Enjoy the show!

If you have any comments on this information pack, please email us on **access@curvetheatre.co.uk**.

For more information about Accessibility at Curve, please visit **www.curveonline.co.uk**, or call our **Box Office** on **0116 242 3595**.

We look forward to welcoming you.

This information pack was created by Nicola Allen, Audiences and Access Officer at Curve, with support from Tall Stories.