



Relaxed Performance Information Pack for The Very Hungry Caterpillar Christmas Show

Sunday 18 December, 10.30am

Tuesday 27 December, 1.30pm



Box Office Telephone: 0116 242 3595

Box Office Email: tickets@curvetheatre.co.uk

Address: Curve, 60 Rutland Street, Leicester, LE1 1SB

Contents

Hello and What is a Relaxed Performance?.....	2
Getting to Curve.....	3 - 5
Visual Story: Your Visit to Curve.....	6 - 15
Useful Information.....	16
Meet the Characters.....	17
The Story and Sensory Moments.....	18 - 25
My Visit to see The Very Hungry Caterpillar Christmas Show: Communication Sheet.....	26

Hello!



We are looking forward to welcoming you to **Curve** for our **Relaxed Performance of The Very Hungry Caterpillar Christmas Show**.

This pack is designed to give you a bit more information about the performance and our theatre ahead of your visit.

What is a Relaxed Performance?

Relaxed Performances are open to everyone but are especially tailored to support audiences who may benefit from a more relaxed performance environment. This may include children, young people and adults with neurodivergence, such as autism, learning difficulties and other sensory or communication needs.

The Very Hungry Caterpillar Christmas Show is autism-friendly and inclusive for children and families with sensory differences. The lights will remain on throughout the show, and whilst the **Studio Theatre** doors will be closed, audience members will be able to come and go from the space if they need a break from the performance. There is also a relaxed attitude to noise throughout the show, and the sound and lighting will be adapted to more comfortable levels.

Getting to Curve

Our address is **Curve, 60 Rutland Street, Leicester, LE1 1SB.**

Here is a map of where Curve is in the **Cultural Quarter**, and the surrounding area.



Getting here by Car

There are a number of car parks close to Curve, with the multi-storey NCP Rutland Centre Car Park being the closest to our Theatre. **Customers are advised that none of the car parks detailed on this page are owned or managed by Curve or Leicester Theatre Trust Ltd.**

NCP Rutland Centre Car Park (Multi-storey)

56 Halford Street, Leicester, LE1 1TQ

Access Spaces: 7 | Max Height: 1.93m

Curve visitors can park in the NCP Rutland Centre adjacent to Curve for **£7.95** when validated at Box Office, Green Room Café or Stage Door Bar during your visit.

If parking at NCP Rutland Centre between the hours of 5pm and 2am, you can access a cheaper rate of **£5.95** if you pay via the NCP ParkPass App, or **£6.95** if you pay your parking at the machines located in the NCP on the day.

Southampton Street

Leicester, LE1 1TG

Access Spaces: 4

Hourly charges from **£1***

Haymarket

Leicester, LE1 3HP

Access Spaces: 5

Hourly charges from **£1***

NCP Lee Circle Car Park

Leicester, LE1 3RE

Access Spaces: 4 | Max Height: 1.93m

Hourly charges from **£1.95***

Newarke Street

Leicester, LE1 5SN

Access Spaces: 1

Hourly charges from **£1***

Dover Street

Leicester, LE1 6PW

Access Spaces: 14 | Max Height 1.98m

Hourly charges from **£1***

Highcross John Lewis Car Park

Leicester, LE1 4QJ

Access Spaces: 109 | Family Spaces: 56 | Max Height, 1.98m

Hourly charges from **£3.50***, plus flat evening rate of **£2.50*** between 5pm and 6am.

There is also a drop-off point outside our theatre. *Prices subject to change.

Getting here by Bus

All Leicestershire bus services have stops within a three to 10-minute walk of Curve, with services terminating on Humberstone Gate, Haymarket Bus Station or St Margaret's Bus Station.

For more information about travelling by bus in the city, visit www.leicester.gov.uk/transport-and-streets/travelling-by-bus, or call **Traveline** on **0871 200 2233**.

Getting here by Train

Leicester Train Station is less than a 10-minute walk away via **Charles Street**. For the latest service information, please visit www.nationalrail.co.uk.

Visual Story: Your Visit to Curve

Curve is a large, round building with a glass front, as shown below. The outside of Curve looks like this:



Halford Street Entrance

what3words: ///wide.wiping.dared

Southampton Street Entrance

what3words: ///seat.olive.quiet

Rutland Street Entrance

what3words: ///driver.other.ideal

There are three main entrances into the building: **Halford Street**, by our **Green Room Café**; **Rutland Street**, by our **Box Office**; and **Southampton Street**, which is in between the two.

All entrances have a set of glass double doors. The doors will open outwards automatically as you move towards them. There is **level access** into the building from both entrances.


Halford Street



Southampton Street



Rutland Street



When you enter the building, you will be in the **Foyer**. Our **Foyer** is one big circle which wraps around two of our performance spaces – the **Theatre** and the **Studio Theatre**.

As you make your way around the **Foyer**, you will notice lots of large pictures on the big red walls. This is our **production gallery**, and features pictures from our previous productions.



There are also large digital screens throughout the building displaying upcoming shows and events, and information about the theatre.

What shows can you see in the production gallery and on the screens?



Our **Foyer** is also filled with Christmas cheer, ready for the festive season!

There are several artificial trees and garlands placed around the **Foyer**, each decorated with static, warm fairy lights, shiny red and gold baubles, tinsel and bespoke decorations themed to our **Theatre** Christmas musical, **The Wizard of Oz**.



A number of **automatic hand sanitiser points** are available around the building. To use these points, simply hold your hand beneath the dispenser.

Push dispensers are also available around the building.



Before the show, you will hear some loud announcements in the **Foyer** telling you how long it is until the show begins, and other useful information about your visit. These will be at a quieter level at the **Relaxed Performance**.



It may also be noisy in the **Foyer** as other audience members will be arriving to see the show. You might like to **cover your ears** or wear a pair of **ear defenders**, and bring a comforter or toy to play with before the performance.

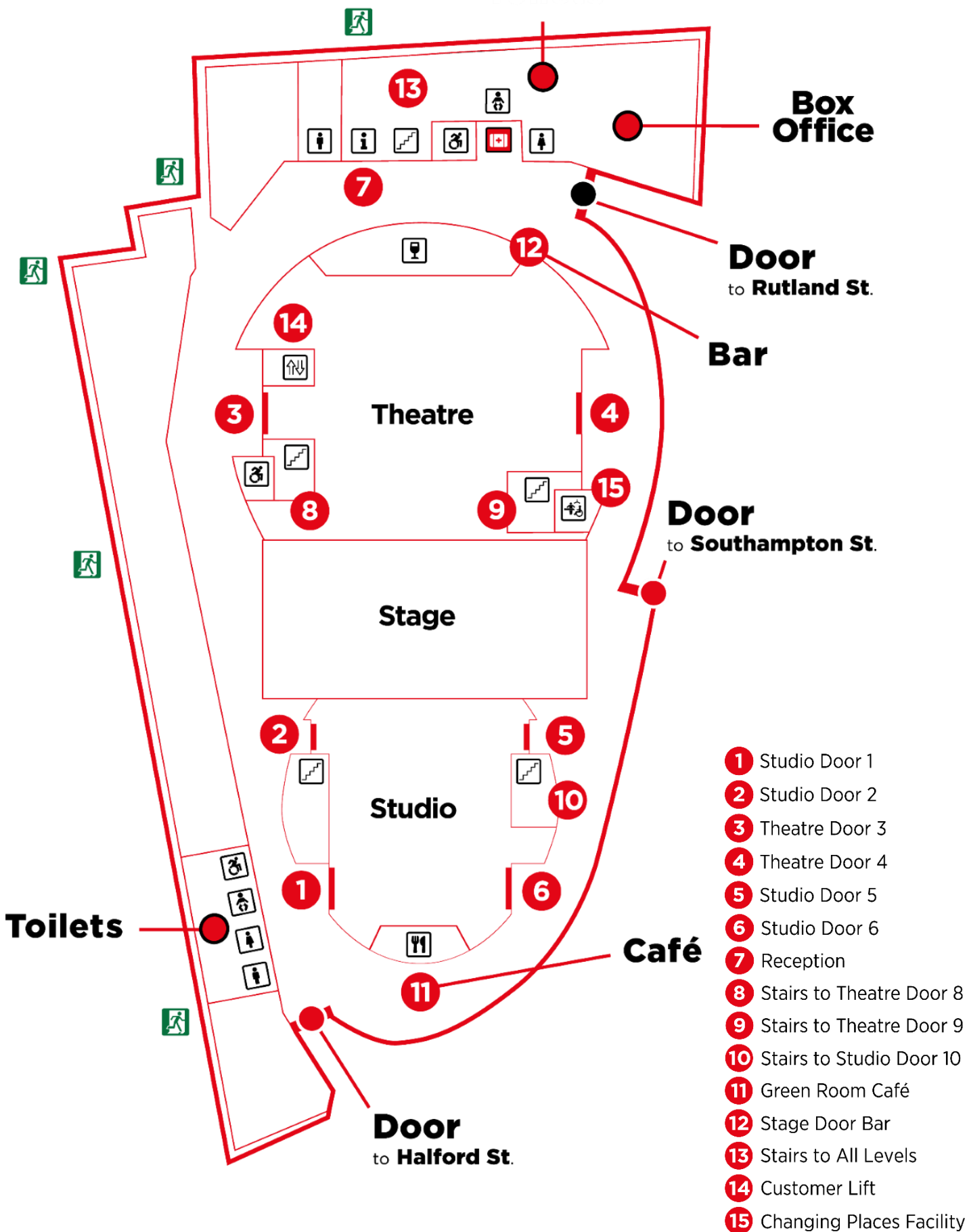


In **Alcove 4**, opposite **Box Office**, is our **Ground Floor Quiet Space**. You are welcome to relax in this space before, during or after the performance.

On the tables you will find some sensory toys, including flashing bouncy balls and scrunchy foil, plus an activity themed around **The Very Hungry Caterpillar Christmas Show**. You will also find copies of this Performance Information Pack and Show Communication Sheet.

There is another **Quiet Space** on our **Mezzanine**. You will need to take the stairs between **Studio Theatre Doors 5** and **6** to access the **Mezzanine**, or the lift next to **Theatre Door 4**. A member of our **Visitor Experience Team** can help you find this space.

Here is a map of the **Ground Floor** of Curve.





Opposite the **Ground Floor Quiet Space**, you will find our **Box Office**.

Parking tickets for cars parked in the **NCP Rutland Centre Multi-storey Car Park** next door to **Curve** can be validated at the **Box Office** for **£7.95**. Ticket enquiries for this performance and future shows at Curve can also be made here.



Further round the **Foyer** you will find our **Green Room Café**.

Here you can buy a drink, snack or ice cream to enjoy before the performance.

There may be a small queue at the **Café**, so you might need to wait a few minutes.



If you need to use the toilet before you take your seats, there are male, female and accessible toilets near both the **Green Room Café** and **Box Office**. Further accessible toilets can be found outside the **Theatre** doors.

Gender-neutral toilets can be found on the **Mezzanine** floor.

The hand dryers in all toilets will be switched off, and paper towels will be provided. A **R.A.D.A.R key** is also available at the **Green Room Café**, if you don't have one with you.

The toilets look like this:



Our accessible toilet outside **Theatre Door 4** is a **Changing Places Facility**. Please note you will need to bring your own hoist straps to use this facility.

You will be watching **The Very Hungry Caterpillar Christmas Show** in our **Studio Theatre**, which has new red seating as shown in the picture below. If you have visited our **Studio Theatre** before, you will find it looks different to your last visit! This is where you will sit to watch the performance.




Your **ticket** will tell you which door to enter through – **Studio Theatre Doors 1 or 6** - and where to sit, based on a row letter and seat number.

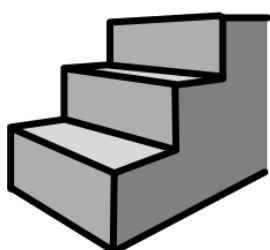


A member of our **Visitor Experience Team** can help you find the right door and your seat by looking at the letters and numbers on your ticket.

They will be wearing black shirts and/or fleeces with a colourful Curve logo.




When you enter the **Studio Theatre**, the lights will be on and it may be noisy as the audience will be getting ready to watch the show. You might like to **cover your ears** or **wear your ear defenders** to soften the noise and play with your toy or comforter.



To access most rows in the **Studio Theatre**, you will need to take a number of steps.

When entering at the **Stage Level** via **Studio Theatre Doors 1** or **6**, there are **28 steps** from the stage to **Row P** at the back of the theatre, with **two steps** between each row.

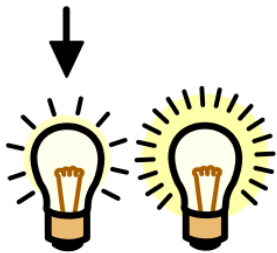


You will need to pull the bottom of your seat down to sit on it.

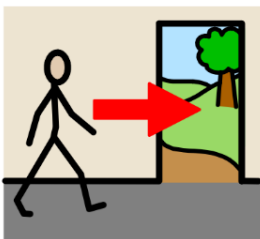
Booster seats are available if you can't see the stage comfortably, and a member of our **Visitor Experience Team** can get one for you.

They will also be happy to help you with anything else you may need to enjoy the performance.

Once seated, you will be able to see the **set** for the show, which looks like the picture below. The **set** is placed on the **stage** and is where the stories will take place.



When the show is about to start, the lights in the **Studio Theatre** will be dimmed but it will never go completely dark.



If you need a break from the show, you can leave the **Studio Theatre** at any time, and return when you're ready.



When the show has finished, the cast will come back onto the stage and bow. The audience will clap to show the cast they enjoyed the performance, and the lights will get brighter. It may be quite loud during this moment.

You can leave the **Studio Theatre** when you're ready.

Useful Information




The Very Hungry Caterpillar Christmas Show features four short stories – **Brown Bear, Brown Bear, 10 Little Rubber Ducks, Dream Snow** and **The Very Hungry Caterpillar**. They are all based on books by the author, **Eric Carle**. You might have read these books at home!



The running time for **The Very Hungry Caterpillar Christmas Show** is **55 minutes** with no interval, meaning there isn't a break in the middle.

The performance is recommended for everyone aged **6 months – 96 years old!**



There will be different lighting throughout the show, with some moments in bright lighting and others in darker lighting.

Meet the Characters

There are **75 loveable puppets** in **The Very Hungry Caterpillar Show**. You can find out who you will meet in **The Story and Sensory Moments** on **pages 18 – 25**.

The puppets are brought to life by a team of **puppeteers**. The **puppeteers** wear white t-shirts under white dungarees, white gloves and white trainers, as shown in the picture below. The **puppeteers** you see at Curve will be different, but they will wear the same outfits.



The Story and Sensory Moments

Spoiler Alert!

Below is a summary of the show, which means we tell you what will happen during the performance. This might be helpful to know before you come to the theatre.

Sensory moments are highlighted in **green boxes** like this.

If you want the story to be a surprise, don't read these pages. Please don't share these with other people as they might want the surprise too.

When the show is about to begin, **gentle music will begin to play.** A **puppeteer** will make their way onto the **set** from the right, picking up a copy of the book **Brown Bear, Brown Bear** from the middle of the stage. They begin to read, as two **puppeteers** come onto the **set** from the left. One is reading the book **Dream Snow** and the other is reading **10 Little Rubber Ducks**. The **puppeteers** show one another pages from their books, and smile.

A cymbal crashes as the first **puppeteer** begins to read **Brown Bear, Brown Bear**. The other **puppeteers** leave the stage.



Brown Bear, Brown Bear, what do you see? A **Brown Bear**! The bear greets the **puppeteer**, lifting his head for a chin scratch.

Brown Bear, Brown Bear, what do you see? A **Red Bird**! The **bird** swoops and soars around the **bear**. The **bear** leaves, as the **bird** continues to fly.

Red Bird, Red Bird, what do you see? A **Yellow Duck**! The **duck** looks at the **red bird**. The **bird** leaves, as the **duck** pecks food from the floor.

Yellow Duck, Yellow Duck, what do you see? A **Blue Horse**! One of the **puppeteers** opens a door on the left of the **set**, where we meet the **horse**. The **duck** leaves, as the **puppeteer** strokes the **horse's** forehead.

Blue Horse, Blue Horse, what do you see? A **Green Frog**! The **frog** hops to the middle of the **set** and then towards the **horse**. The **horse** leaves with the **puppeteer** closing the door behind it, as the **frog** greets the **puppeteer**.

Green Frog, Green Frog, what do you see? A **Purple Cat**! The cat is sat in a window on the right of the **set**, grooming its paws. The **frog** leaves, as the **cat** swipes its paws towards it!

Purple Cat, Purple Cat, what do you see? A **White Dog**! The **dog** runs happily around the stage. The **cat** leaves, as the **dog** licks the **puppeteer's** cheek!

White Dog, White Dog, what do you see? A **Black Sheep**! The **sheep** trots in a circle before approaching the **dog**, who sniffs **sheep** curiously. The **dog** leaves as the **sheep** sneezes.

Black Sheep, Black Sheep, what do you see? A **Goldfish**! The goldfish swims in circles, twisting and turning as the sheep watches. The sheep leaves, as the goldfish continues to swim.

Goldfish, goldfish, what do you see? A **Teacher**! The teacher approaches with a jolly walk, scratching their head. The **goldfish** leaves, as the **teacher** looks around, hand to their forehead.

The **puppeteer** removes the teacher mask to reveal their face. They see children looking at them! They ask 'Children, children, what can you see?' That's you, the **audience**! What can you see?

The **puppeteer** opens two doors at the back of the **set** to reveal **Brown Bear**, before closing them again. **Red Bird, Yellow Duck, Blue Horse, Green Frog, Purple Cat, White Dog, Black Sheep, Goldfish** and **Teacher** all come back onto stage in sequence, as the first story comes to an end. The cheeky **Black Sheep** nibbles a **puppeteer's bottom** before the lights on the stage dim.

Twinkly music plays as the lights get brighter on the **set**. The three **puppeteers**, come onto the stage, walking in a circle, before forming a line. Our next story is **10 Little Rubber Ducks**.

Chuckedy, checkedy, chuck, goes the rubber duck machine. The **puppeteers** open two small doors, and out pops a **Little Rubber Duck** from the door on the left! As more **ducks** appear, they pass them down the line and put them into the door on the right, one after the other. The **ducks** are packed and off they go to be loaded onto a cargo ship. **A ship's horn sounds** as the **Captain** and his cargo ship take the **little rubber ducks** across the wide sea.

A storm on the journey creates big waves; the ship tumbles and rolls as it makes its way across the sea.

At this moment, a **puppeteer** will pull a big blue cloth across the **set** that looks like the sea. You will only be able to see the ship, plus two **puppeteers** from the shoulders up as they guide the cargo ship along the waves. They might look a bit like they're swimming!



In the storm, a big wave lifts one of the cargo boxes off the ship and into the water. It opens, and **10 Little Rubber Ducks** fall out.

'10 Little Rubber Ducks overboard,' shouts the **Captain**.

The storm calms, and the **10 Little Rubber Ducks** bob along in the sea. They begin to drift apart.

The first **Little Rubber Duck** drifts West. A **dolphin** jumps over it!

The second **Little Rubber Duck** drifts East. A **seal** barks at it!

The third **Little Rubber Duck** drifts North. A **polar bear** growls at it! The polar bear will emerge from a door at the back of the **set**, before disappearing again.

The fourth **Little Rubber Duck** drifts South. A **flamingo** stares at it!

The fifth **Little Rubber Duck** drifts to the left. A **pelican** chatters at it! A **puppeteer** feeds the **pelican** a fish that he quickly gobbles up!

The sixth **Little Rubber Duck** drifts to the right. A **turtle** glides past it!

The seventh **Little Rubber Duck** drifts up. An **octopus** blinks at it!

The eighth **Little Rubber Duck** drifts down. A **seagull** screeches at it!

The ninth **Little Rubber Duck** drifts this way. A **whale** sings to it!

The tenth **Little Rubber Duck** drifts that way. The sun is setting, it's getting dark!



The next morning, the tenth **Little Rubber Duck** meets a **Mother Duck**, and her **ducklings**. 'Quack,' says the **Mother Duck**. 'Quack, quack, quack,' say the **ducklings**. At the end of the day, the sun sets again. The **Mother Duck** and her **ducklings** swim to their nest, and the **Little Rubber Duck** goes with them.

'Good night,' says the **Moon**. 'Quack,' says the **Mother Duck**. 'Quack, quack, quack,' says the **ducklings**. 'Squeak,' says the **Little Rubber Duck**. Chimes jingle as the moon gets lower in the sky.

The lights dim and the blue cloth is pulled to the left of the **set**.

Gentle music plays as the lights get brighter on the **set**. Our next story is **Dream Snow**.

A lone **puppeteer** introduces us to a **Farmer**, who lives on a small farm. The **Farmer** appears from a door on the right of the **set**. He has grey hair and a beard and wears a blue shirt with red trousers and braces.

The **Farmer** has a few animals that he can count on the fingers of one hand. He names his animals **One, Two, Three, Four** and **Five**. The **Farmer** disappears back behind the door.

At the end of the **barn**, the **Farmer** has a small tree that he calls **Tree**. 'Hello **Tree**,' he says as he passes by to feed his horse, **One**, from a bucket. **One** peeks out from a door on the left of the **set**, disappearing back behind it once fed.

On the right of the **set** **Farmer** greets **Two**, his bull, before being nibbled on the bottom by **Three**, his sheep.



Four is **Farmer's** pig, who trots around before jumping up on his hind legs.

Through an open door at the back of the **set**, we meet **Five**, a rooster, who enjoys a snack from the **Farmer's** hands, before disappearing back behind the door.

In the evening, the **Farmer** goes back to his house. He sits in his favourite chair, and enjoys a cup of peppermint tea, with a slice of bread topped with honey.

One night, the **Farmer** feels very cosy as he sits in his chair. He's also a bit tired! He realises it's almost Christmas, but it hasn't snowed yet. With that, he falls asleep, and dreams of falling snowflakes.

At this moment, small flakes of paper snow will fall from above onto the **set**. A **puppeteer** tries to catch the flakes as they fall, before sprinkling them over the **Farmer** like a white blanket. A **puppeteer** guides us round the farm as a white blanket has also gently covered **One, Two, Three, Four** and **Five**.

The **Farmer** wakes from his dream, looks out of the window and sees the snow! He looks up at the moon and stars as they sparkle in the sky, as the animals sleep soundly.

The **Farmer** puts on his warm coat, hat and gloves and picks up a colourful box. He also throws a sack over his shoulder, before dashing outside!



The animals watch as **Farmer** unpacks lots of presents from the sack and decorates **Tree**. He shouts, 'Merry Christmas to all!' before pushing a bright red button.

It makes **Tree** light up lots of different colours!

At this moment, the lights on the **set** will dim whilst those in the tree twinkle gently. An instrumental version of 🎵 We Wish You a Merry Christmas will play. As the **Farmer** puts the animals to bed, the song will continue to play with people singing. You can join in if you'd like to!



We wish you a Merry Christmas,
We wish you a Merry Christmas,
We wish you a Merry Christmas and a Happy New Year!

Chimes jingle as the moon crosses the dark sky.



The lights rise on an egg sat on a leaf, and out pops a **Caterpillar**! He is green with a red head, purple antennae, and bright yellow eyes – and he's very hungry! Our final story is **The Very Hungry Caterpillar**.

The **Caterpillar** climbs out of his egg and slides down the leaf, starting to look for some food.

On Monday, he ate through one apple – but he was still hungry! He keeps wiggling to find more food.

On Tuesday, he ate through two pears – but he was still hungry! He keeps wiggling to find more food.

On Wednesday, he ate through three plums – but he was still hungry! He keeps wiggling to find more food.

On Thursday, he ate through four strawberries – but he was still hungry! He keeps wiggling to find more food.

On Friday, he ate through five oranges – but he was still hungry! He keeps wiggling to find more food.

On Saturday, he ate through one piece of chocolate cake, one ice cream cone, one pickle, one slice of Swiss cheese, one slice of salami, one lollipop, one piece of cherry pie, one sausage, one cupcake and one slice of watermelon.

Gentle music plays as he munches through all the tasty food, dancing with the **puppeteers**.



That night, **Caterpillar** gets a stomach ache. He's eaten too much!

On Sunday, the **Caterpillar** ate through one nice green leaf, and felt much better. He isn't hungry anymore – and he isn't little anymore. He's a big **Caterpillar**!

The **Caterpillar** builds a small house around himself, called a cocoon. He stays inside for more than two weeks, before nibbling a hole in the cocoon.

At this moment, the stage will become dark, before the lights rise on **Caterpillar**, who is now a beautiful, colourful **Butterfly**!

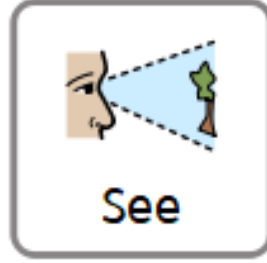


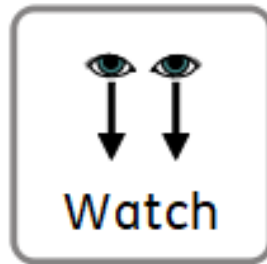
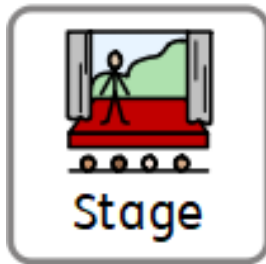
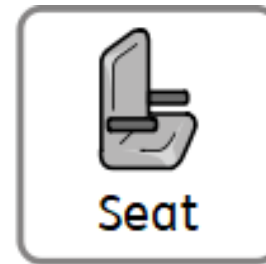
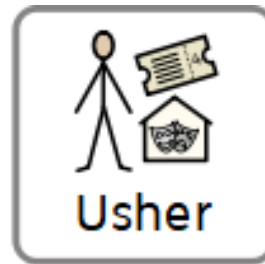
Butterfly's wings flap gently as he soars around the stage, before flying off to the right.

The lights dim as a spotlight shines on a lone **puppeteer** reading from the book **The Very Hungry Caterpillar**.

The lights rise, and the **puppeteers** come back onstage to take their bows. You can clap if you'd like to.

That's the end of the show – we hope you enjoyed it!

My visit to see
The Very Hungry Caterpillar Christmas Show





We hope you find this information pack helpful ahead of your visit to Curve. Enjoy the show!

If you have any comments on this information pack, please email us on access@curvetheatre.co.uk.

For more information about Accessibility at Curve, please visit www.curveonline.co.uk, or call our **Box Office** on **0116 242 3595**.

We look forward to welcoming you.

This information pack was created by Nicola Allen, Audiences and Access Officer at Curve, with support from MEI Theatrical Ltd.