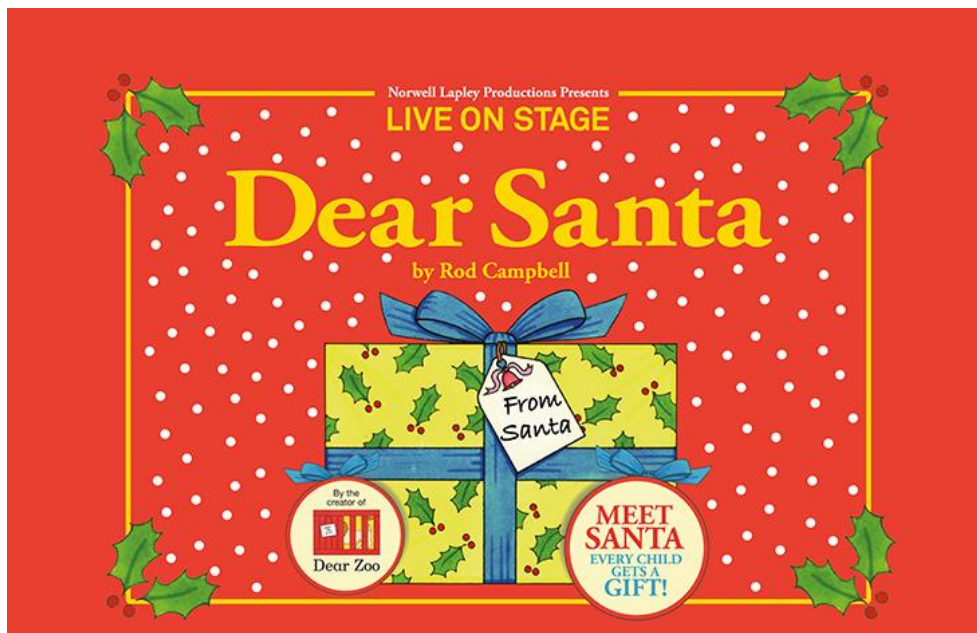




Relaxed Performance Information Pack for Dear Santa

Sunday 4 December, 1.30pm



Box Office Telephone: 0116 242 3595

Box Office Email: tickets@curvetheatre.co.uk

Address: Curve, 60 Rutland Street, Leicester, LE1 1SB

Contents

Hello and What is a Relaxed Performance?.....	2
Getting to Curve.....	3 - 5
Visual Story: Your Visit to Curve.....	6 - 14
Useful Information.....	15
Meet the Characters.....	16
Dear Santa: The Story.....	17 - 20
My Visit to see Dear Santa: Communication Sheet.....	21

Hello!



We are looking forward to welcoming you to **Curve** for our **Relaxed Performance of Dear Santa**. We hope you are excited to see the show!

This pack is designed to give you a bit more information about the performance and our theatre ahead of your visit.

What is a Relaxed Performance?

Relaxed Performances are open to everyone but are especially tailored to support audiences who may benefit from a more relaxed performance environment. This may include children, young people and adults with neurodivergence, such as autism, learning difficulties and other sensory or communication needs.

Throughout the performance the lights will remain on, and whilst the **Studio Theatre** doors will be closed, audience members will be able to come and go from the space if they need a break from the performance. There is also a relaxed attitude to noise during the show, and the sound and lighting will be adapted to more comfortable levels.

Getting to Curve

Our address is **Curve, 60 Rutland Street, Leicester, LE1 1SB.**

Here is a map of where Curve is in the **Cultural Quarter**, and the surrounding area.



Getting here by Car

There are a number of car parks close to Curve, with the multi-storey NCP Rutland Centre Car Park being the closest to our Theatre. **Customers are advised that none of the car parks detailed on this page are owned or managed by Curve or Leicester Theatre Trust Ltd.**

NCP Rutland Centre Car Park (Multi-storey)

56 Halford Street, Leicester, LE1 1TQ

Access Spaces: 7 | Max Height: 1.93m

Curve visitors can park in the NCP Rutland Centre adjacent to Curve for **£7.95** when validated at Box Office, Green Room Café or Stage Door Bar during your visit.

If parking at NCP Rutland Centre between the hours of 5pm and 2am, you can access a cheaper rate of **£5.95** if you pay via the NCP ParkPass App, or **£6.95** if you pay your parking at the machines located in the NCP on the day.

Southampton Street

Leicester, LE1 1TG

Access Spaces: 4

Hourly charges from **£1***

Haymarket

Leicester, LE1 3HP

Access Spaces: 5

Hourly charges from **£1***

NCP Lee Circle Car Park

Leicester, LE1 3RE

Access Spaces: 4 | Max Height: 1.93m

Hourly charges from **£1.95***

Newarke Street

Leicester, LE1 5SN

Access Spaces: 1

Hourly charges from **£1***

Dover Street

Leicester, LE1 6PW

Access Spaces: 14 | Max Height 1.98m

Hourly charges from **£1***

Highcross John Lewis Car Park

Leicester, LE1 4QJ

Access Spaces: 109 | Family Spaces: 56 | Max Height, 1.98m

Hourly charges from **£3.50***, plus flat evening rate of **£2.50*** between 5pm and 6am.

There is also a drop-off point outside our theatre. *Prices subject to change.

Getting here by Bus

All Leicestershire bus services have stops within a three to 10-minute walk of Curve, with services terminating on Humberstone Gate, Haymarket Bus Station or St Margaret's Bus Station.

For more information about travelling by bus in the city, visit www.leicester.gov.uk/transport-and-streets/travelling-by-bus, or call **Traveline** on **0871 200 2233**.

Getting here by Train

Leicester Train Station is less than a 10-minute walk away via **Charles Street**. For the latest service information, please visit www.nationalrail.co.uk.

Visual Story: Your Visit to Curve

Curve is a large, round building with a glass front, as shown below. The outside of Curve looks like this:



Halford Street Entrance


what3words: ///wide.wiping.dared

Rutland Street Entrance

what3words: ///driver.other.ideal

There are two main entrances into the building – **Halford Street**, by our **Green Room Café**, and **Rutland Street**, by our **Box Office**. Both entrances have a set of glass double doors.

Halford Street



Rutland Street



The doors will open outwards automatically as you move towards them. There is **level access** into the building from both entrances.



When you enter the building, you will be in the **Foyer**. Our **Foyer** is one big circle which wraps around two of our performance spaces – the **Theatre** and the **Studio Theatre**.

As you make your way around the **Foyer**, you will notice lots of large pictures on the big red walls. This is our **production gallery**, and features pictures from our previous productions.



In addition, there are large digital screens displaying upcoming shows and events throughout the building.



Our **Foyer** is also filled with Christmas cheer, ready for the festive season!

There are several artificial trees and garlands placed around the **Foyer**, each decorated with static, warm fairy lights, shiny red and gold baubles, tinsel and bespoke decorations themed to our **Theatre** Christmas musical, **The Wizard of Oz**.



A number of **automatic hand sanitiser points** are available around the building. To use these points, simply hold your hand beneath the dispenser.

Push dispensers are also available around the building.

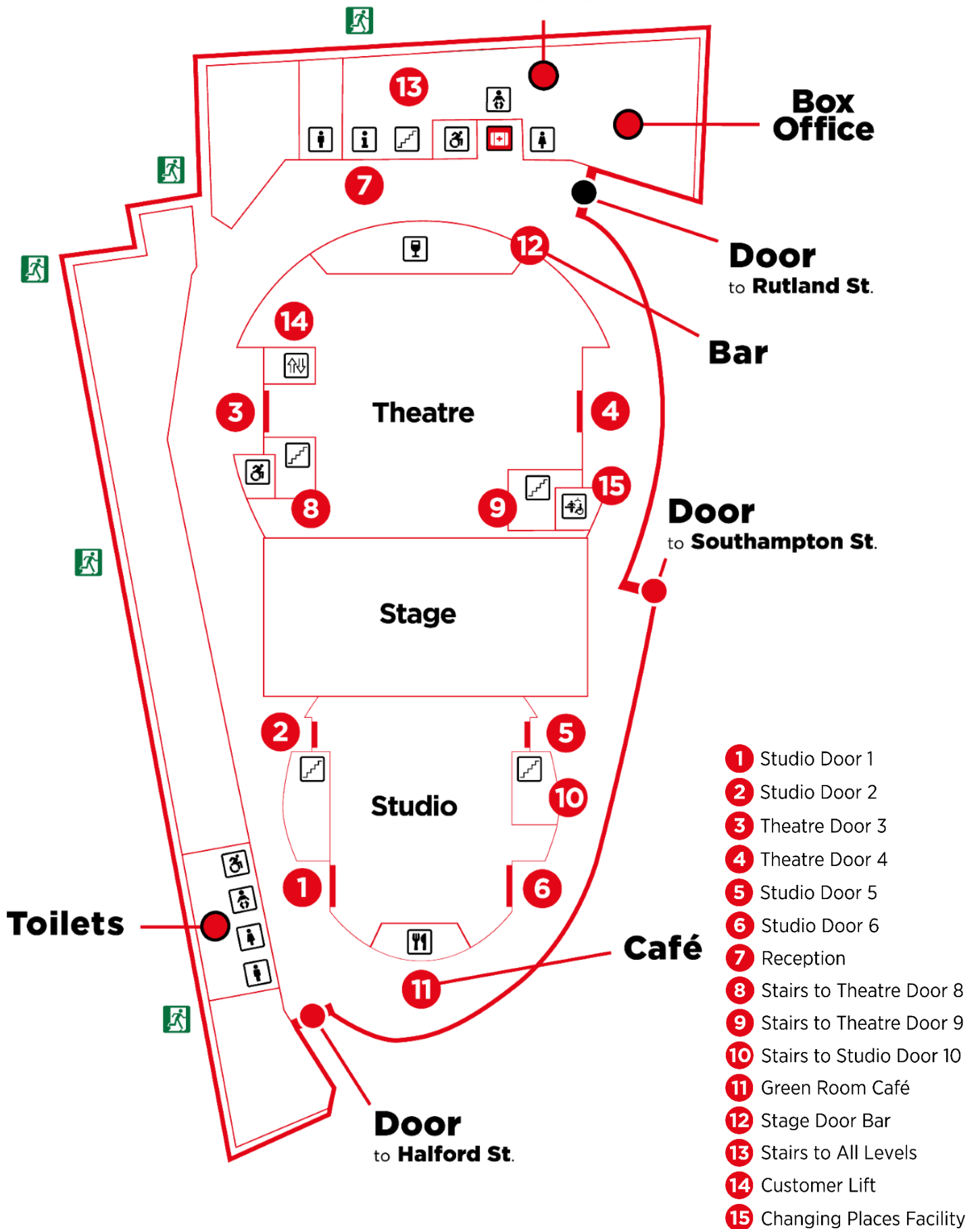


Before the show, there will be some loud announcements in the **Foyer** telling you how long it is until the show begins, and other useful information about your visit. These will be at a quieter level during this performance.



It may also be noisy in the **Foyer** as other audience members will be arriving to see the show. You might like to **cover your ears** or wear a pair of **ear defenders** during this time.

Here is a map of the **Ground Floor** of Curve.





In the **Foyer** inside the Rutland Street doors, you will find our **Box Office**.

Car parking tickets for cars parked in the **NCP Rutland Centre Multi-storey Car Park** next door to **Curve** can be validated at the **Box Office** for **£7.95**. Ticket enquiries for this performance and future shows at Curve can also be made here.



In the **Foyer** you will also find our **Green Room Café**.

Here you can buy a drink, snack or ice cream to enjoy before the performance.

There may be a small queue at the **Café**.



If you need to use the toilet before you take your seats, there are male, female and accessible toilets near the **Green Room Café** and **Box Office**. There are also **gender-neutral** toilets on the **Mezzanine** floor. The hand dryers in the toilets will be switched off, and paper towels will be provided.

A **R.A.D.A.R** key is available at the **Green Room Café**, if you don't have one with you.

The toilets look like this:



There is a **Changing Places Facility** with adult hoist on the **Ground Floor** next to **Theatre Door 4**. Please note you will need to bring your own hoist straps to use this facility.

You will be watching **Dear Santa** in our **Studio Theatre**, which has new red seating as shown in the picture below. If you have visited our **Studio Theatre** before, you will find it looks quite different during this visit!

This is where you will sit to watch the performance.




Your **ticket** will tell you which door to enter through – **Studio Theatre Door 1** or **6** - and where to sit, based on a row letter and seat number.

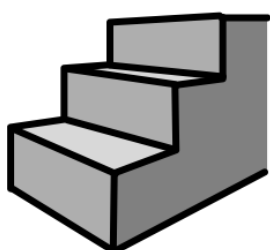


A member of our **Visitor Experience Team** can help you find the right door and your seat by looking at the letters and numbers on your ticket.

They will be wearing black shirts and/or fleeces with a colourful Curve logo.




When you enter the **Studio Theatre**, the lights will be on and it may be noisy as the audience will be getting ready to watch the show. You might like to **cover your ears** or **wear your ear defenders** to soften the noise and bring a comforter to use before the performance starts.



To access most rows in the **Studio Theatre**, you will need to take a number of steps.

When entering at the **Stage Level** via **Studio Theatre Doors 1** or **6**, there are **28 steps** from the stage to **Row P** at the back of the theatre, with **two steps** between each row.



You will need to pull the bottom of your seat down to sit on it.

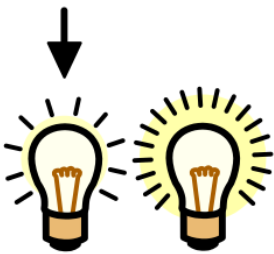
Booster seats are available if you can't see the stage comfortably, and a member of our **Visitor Experience Team** can get one for you.

They will also be happy to help you with anything else you may need to enjoy the performance.



Once seated, you will be able to see the **set** for the show, which looks like the picture to the left. The **set** is placed on the **stage** and is where the story will take place.

← On the left of the set is **Santa's Workshop**, and on the right is **Sarah's Bedroom**. Both rooms are surrounded by red, snow speckled fabric.



When the show is about to start, the lights in the **Studio Theatre** will be dimmed but it will never go completely dark.



The doors of the **Studio Theatre** will remain open, so you can leave the space at any time and return when you're ready.

If you would like a break from the performance, you can visit our **quiet space** on the **Mezzanine (Level M)**. You will need to take the stairs between **Studio Theatre Doors 5 and 6** to access the **Mezzanine**, and a member of our **Visitor Experience Team** can help you find it. There is also a **Ground Floor quiet space** opposite **Box Office**.



When the show has finished, the cast will come back onto the stage and bow. The audience will clap to show the cast they enjoyed the performance, and the lights will get brighter. It may be quite loud during this moment.

Useful Information




Dear Santa is based on the book of the same name by author, **Rod Campbell**. You might have read this at home!



The running time for **Dear Santa** is **55 minutes** with no interval, meaning there isn't a break in the middle.

The performance is recommended for children **aged 2+** and their grown-ups.




After the show, you will have an opportunity to meet **Santa**. The meet and greet will take place in **Santa's Grotto**, outside **Studio Theatre Door 5**. The **Grotto** looks like the picture to the left.



Our **Visitor Experience Team** will ask each row to leave one-by-one to meet **Santa**, so it doesn't get too busy in the **Foyer**.

If there's anything we can do to support you and your party during this part of your visit, or if you have any concerns about waiting inside the **Studio Theatre** after the performance, please call the **Box Office** on **0116 242 3595** before your visit or speak to a member of the **Visitor Experience Team** on the day.



There will be different lighting throughout the show, with some moments in bright lighting and others in darker lighting.

Meet the Characters

There are three characters in **Dear Santa**. The characters act, sing and dance throughout the show as they tell the story.

The characters below will be played by different actors when you see the show at **Curve**.



This is **Elf**.

Elf works with **Santa** on putting together the presents, ready for Christmas Eve. He wears a green suit and hat with red trims, and shiny red buttons.



This is **Sarah**.

Sarah is the little girl who writes to **Santa** in the story. She wears white patterned pyjamas and a soft pink dressing gown. Her hair is in two plaits with purple ribbons at the ends.



This is **Santa**.

Santa delivers all the presents to the children on Christmas Eve. He wears a jolly red suit and hat with white fluffy trims, and a black belt with a buckle. He also wears white gloves and glasses and has a thick beard and moustache.

Dear Santa - The Story

Spoiler Alert!

Below is a summary of the story, which means we tell you what will happen during the show. This might be helpful to know before you come to the theatre, but if you want the story to be a surprise then we suggest you don't read these pages. Please don't share these with other people as they might want the surprise too.



The show begins in **Santa's Workshop**, on the left of the stage. As tinkling sounds like jingle bells ring out, we meet **Elf** – and possibly a reindeer!

On the right of the stage is **Sarah's Bedroom**. There is music playing as **Sarah** decorates her Christmas tree. She is happy, dancing and singing along with the music, but she has forgotten to write a letter to **Santa**. Oh no!



Sarah starts to write her letter with her favourite pencil. **Sarah** knows some children may not get any presents this Christmas, and as she is very kind, she tells **Santa** she would like him to gift her presents to those children instead this year.

While **Sarah** finishes her letter, **Elf** is busy in **Santa's Workshop** wrapping presents and singing 🎵 **Jingle Bells**. You can sing too if you'd like, here are the words:

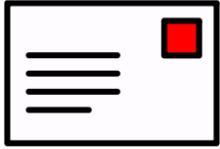


*Jingle Bells, Jingle Bells,
Jingle all the way,*

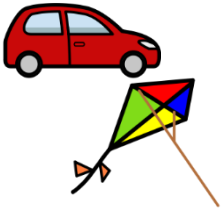
Oh what fun it is to ride in a one-horse open sleigh!



Santa arrives in his workshop and joins in with the merry tune! He asks everyone if they have been good, as he will be very busy on Christmas Eve delivering all the presents on his sleigh.



But first, **Santa** must read all the letters children have sent to tell him what they'd like for Christmas. **Santa** reads **Sarah's** letter, and it makes him cry happy tears as it is such a thoughtful letter. **Santa** and **Elf** want to gift **Sarah** a surprise present for being such a kind little girl.



They get to work putting together a special gift for **Sarah**. Would she perhaps like a car, or a kite?



Back in **Sarah's Bedroom**, **Sarah** has opened a box that is packed with Christmas decorations for her tree. There are multi-coloured baubles in green, yellow and white, and lots of shiny tinsel. **Sarah's Mum** calls her as it is dinner time, so she has to stop decorating her tree.



In **Santa's Workshop**, **Santa** and **Elf** are still trying to put together the perfect gift. Maybe a very bouncy ball? Too bouncy. A scary tiger's mask? No, too scary! **Santa** and **Elf** keep on thinking!



Meanwhile **Sarah** returns to her bedroom singing 🎵 **White Christmas**. She still has to put the silver, gold and blue tinsel on her tree, plus a shiny silver star on the top. **Sarah** is very pleased with the finished tree and thanks everyone who has helped her. In the decoration box, there is a hat just like

Santa's. She places the hat on her head excitedly, as Christmas is almost here!




In the **Workshop**, **Santa** and **Elf** are still planning a present for **Sarah**. **Elf** suggests finger paints in red, yellow and blue to make a painting, but it could be very messy. How about a trumpet? Too loud! **Santa** thinks none of these presents are right for **Sarah**.



Santa and **Elf** think very hard about what to give her, and they sing a song about it. Suddenly, **Elf** has a good idea! He takes a box from the shelf and shows it to **Santa**. **Santa** looks inside the box and smiles – he is sure **Sarah** will love this present. **Santa** puts a label on the present and **Elf** puts the special gift away. It's time for **Santa** to start packing his sleigh.



Elf goes to look after the reindeer and returns with a red nose. He asks the audience to help him pack the rest of the presents in the sack, but there is a hole in the sack and some of the presents start to fall out! Fortunately, **Santa** has put **Sarah's** present on the table. He asks the audience not to tell **Sarah** about her present until **Christmas Day**.



It's Christmas morning in **Sarah's Bedroom** – and it's a white Christmas with lots of snow! **Sarah** sees her present from **Santa** by her Christmas tree. She opens her present and is so happy with the gift!



Santa asks two children from the audience to join him to help everyone sing 🎵 **Jingle Bells**. **Santa**, **Elf** and **Sarah** sing a special song about Christmas Eve, and all the presents **Santa** delivers to the children who have written him letters. The show ends here.

After the show, you can say hello to **Santa** in his **Grotto**. Our Visitor Experience Team will show the audience to the **Grotto** row-by-row, so please remain in your seat if you are able to and would like to meet **Santa**.

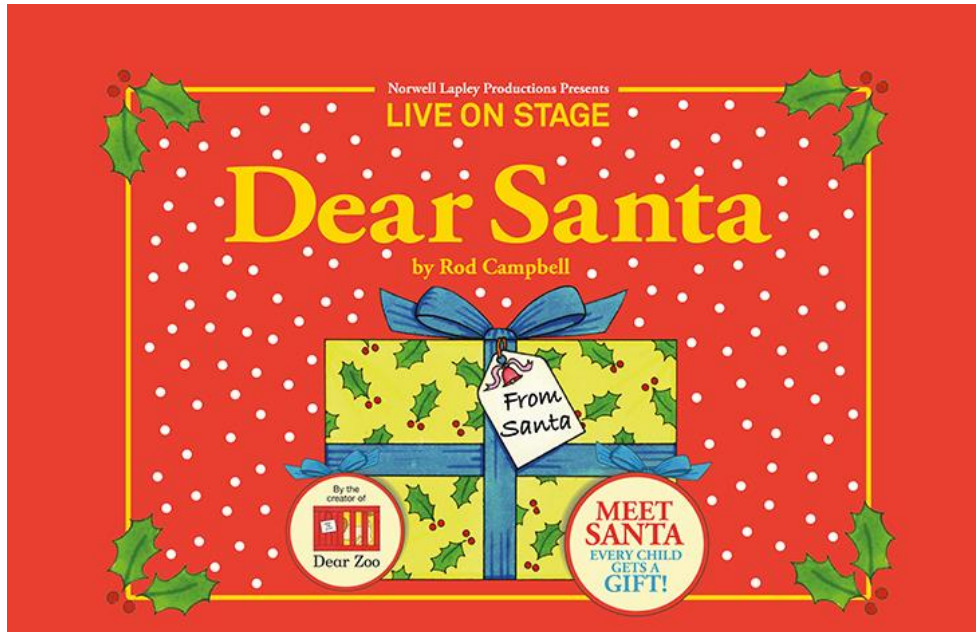
When you meet **Santa**, he will give you your own special present!



Now it's time to go home – we hope you enjoyed the show!

My Visit to see Dear Santa





We hope you find this information pack helpful ahead of your visit to Curve. Enjoy the show!

If you have any comments on this information pack, please email us on access@curvetheatre.co.uk.

For more information about Accessibility at Curve, please visit www.curveonline.co.uk, or call our **Box Office** on **0116 242 3595**.

We look forward to welcoming you.

This information pack was created by Nicola Allen, Audiences and Access Officer at Curve, with support from Norwell Lapley Productions.