

Technical Specifications - Theatre



Updated Feb 2022

Curve and LTT cannot be held responsible for any costs incurred resulting in information, assumptions or omissions from this document. It is the responsibility of the visiting company to check critical dimensions before commissioning scenery. Please check the availability of equipment before planning productions around it.

Contents

Contact Details.....	3
Seating Capacity.....	3
Access.....	3
Stage Information & Dimensions.....	3
Flying.....	4
Stage Equipment.....	4
Orchestra Pit.....	5
Stage Management.....	5
Control Rooms.....	5
Wardrobe.....	6
Dressing Rooms.....	6
Lighting.....	7
Touring Company & Outside Broadcast Lighting Power.....	7
Lighting Control.....	7
Dimmers.....	7
Permanent FOH LX Rig.....	7
Profile Stock -.....	7
Fresnel Stock.....	8
Pebble Convex Stock.....	8
PARs.....	8
Cyclorama / Floods Stock.....	8
Sound.....	8
Mixing Desk & Racks.....	8
House Sound Rig.....	8
How to Find Curve.....	9
.....	9
Appendix A – Equipment for Hire.....	10
Stage Equipment for Hire.....	10
Lighting Equipment for Hire.....	10
Sound and Comms equipment for hire.....	11
Various microphones and radio microphones available on request.....	11
Appendix B - Seating Plan.....	12
Appendix C – Fly Plot.....	13

Contact Details

All queries from visiting companies or anyone wishing to hire one of our spaces should initially be directed to:

technical@curvetheatre.co.uk

0116 242 3586

Curve Theatre
Rutland Street
Leicester
LE1 1SB

Ticket Office 0116 242 3595
Reception 0116 242 3560

www.curveonline.co.uk

Seating Capacity

Stalls	670
Circle	297
Total	967

The following number of seats will be lost in the stalls for:

- Sound Desk at the centre of the rear stalls 13 seats
- Orchestra pit (small) in place of row A 17 seats
- Orchestra pit (medium) in place of rows A & B 37 seats
- Orchestra pit (large) in place of rows A, B & C 60 seats

If you require seats to be held off sale, you must notify us as far in advance as possible. We may not be able to hold seats once they are on sale. (See Appendix B for the Seating Plan).

Access

Curve has two adjacent loading bays, accessed via Vestry Street (off Humberstone Gate – LE1 1WJ) each large enough to accommodate 13.7m / 45ft trailers. The doors are approximately 1.2m / 4ft above street level and give flat access to the stage and workshops.

We cannot always accommodate trailers staying on the doors after the fit-up or arriving early for the get out, please call to discuss your needs.

Please note that access to the Stage is across the Foyer area so barriers must be in place for get in/out and therefore the foyer will form part of the CDM area.

The stage left wall is an acoustic shutter which can be raised to allow clear access to the stage for scenic items and equipment.

Stage Information & Dimensions

The stage floor is flat and finished in 22mm MDF. It can be screwed into and painted as necessary but must be reinstated as part of the get out to matt black at a cost to the visiting company.

The floor is modular and sections can be removed if traps are required, and it has a working load limit of 750kg per square metre or point load of a 300mm x 300mm square of 450kg maximum. If you need to remove floor sections, please discuss this with us in advance of your arrival.

Proscenium width	15300mm
Proscenium height	8000mm
Setting line (safety curtain) to back wall (shutter)	14800mm
Front of stage to back wall (shutter)	15900mm
Centre Line to side mobile frames	12900mm

Centre Line to side walls	13500mm
Proscenium to side walls	5800mm
Height to first technical gallery	8400mm
Height to underside of grid	19200mm
Maximum out dead (height to underside of bars)	17800mm

See Appendix D and E for Plan and Section of the Stage and Auditorium (not to scale). Full copies of the plans are available on request.

Flying

We have a power flying system in the theatre, controlled by Stage Technologies Chameleon 5 system, normally operated from the SL flyfloor but the control can be moved to stage level if required. The maximum speed for all of the bars is 1200mm/s (apart from bar 2 which has a maximum speed of 1600mm/s).

All bars are 48mm diameter 16600mm long with extensions up to 17800mm and have a maximum rating of 500kg (Uniformly Distributed Load), maximum 100kg/m, apart from where specified.

- 4 front of house bars (DS of the safety curtain, over apron)
- 57 cross stage bars
- 3 upstage bars (bar length 14000mm) – *please note these are used for storage – if required to be used please get in touch to discuss.*
- 2x up/downstage bars per side (5200mm long each with a maximum UDL 350kg)

The maximum out dead for all the bars is 17800mm.

In addition, there are 10 point hoists (310kg SWL) available. These can be moved at a cost to the visiting company.

Rolling beams are available for rigging chain hoists (NB hooks do not fit through the grid so motors have to be rigged 'motor down').

The safety curtain is operated from DSL.

Please see separate Fly Plot for full details (Appendix C).

Stage Equipment

2x Large Tallescope (platform height 9300mm)

1x Medium Tallescope (platform height 7900mm)

(Please note access equipment is shared between both venues)

In accordance with current AAP guidelines, Tallescopes with a person in the basket may only be moved during focus sessions, and must have 3 ground staff.

3 pairs of black wool serge legs, ungathered	8900mm x 2500mm
6 black wool serge borders, ungathered w. conduit pocket	18400mm x 4000mm

1 pair of black wool serge half tabs, ungathered	8500mm x 8500mm
--	-----------------

There is also a selection of braces, stage weights, conduit and scaffold tube.
Various hard masking is available – please contact us for details and availability

Please see Appendix A for a list of other equipment available for hire.

Orchestra Pit

The first three rows of the auditorium are built on removal platforms and can be removed to create an orchestra pit that can accommodate a maximum of 50 players (approx).

Large Pit (up to 50 players) requires removal of rows A, B & C

Medium Pit (up to 30 players) requires removal of rows A & B

Small Pit (up to 15 players) requires removal of row A

The elevator has a SWL of 5850kg. The dynamic load is 150kg/sqm and 750kg/sqm static.

Apron/Pit Lift (depth at centre)	3500mm
Height from Auditorium floor to Stage	800mm
Height from Pit floor to Stage	2800mm
Under Stage pit floor area	15400mm wide x 3500mm deep approx

Stage Management

Our prompt desk can be situated DSL, DSR, USL, USR or in the control room at the rear of the stalls (behind a closed window).

It has a 16-way cuelight system as well as tannoy and house light control.

There are 2x 7" monitors for the stage and a patchable infra-red camera on the desk itself. Larger screens are available on request.

The stage monitor camera is rigged on the circle front along with the infra-red camera and source. All are patchable.

MD Monitors can be provided on the circle if required – please discuss this in advance.

Communication to all parts of the theatre via a 20-way clear com 4 channel wired system

Show relay goes to all dressing rooms and corridors.

Control Rooms

These are situated at the rear of the stalls as follows: LX (aud centre right), Sound (aud centre left – small window), DSM (aud right), Audio description room (aud left).

The sound mix position is in the centre of the last two rows in the stalls and requires 13 seat to be removed. This must be agreed at contract stage.

There are followspot positions at the rear of the circle and on the Lighting Bridge 1.

Wardrobe

There is a laundry and drying room with 2 washing machines and 2 dryers that are all coin operated.

There is also 1x twin tub washing machine, a drying cabinet, iron and ironing board available for visiting companies to use.

All wardrobe and laundry facilities are shared between the studio and theatre visiting companies.

Dressing Rooms

	Room	Capacity	Total	Notes
Substage	Brunger & Cleary	5		
	Delaney	8		
			13	
Ground Floor	Orton	2		Accessible dressing room /Company Office
	Laundry			
	Wardrobe Maintenance			
			2	
First Floor	Bricusse	6		
	Estefan	6		
	Williams	6		
	Kane	4		
	Lloyd Webber	2		
	Sondheim	2		
	Walker	6		
			31	
Second Floor	Khan	8		
	Townsend	8		
			16	
		TOTAL	63	Including Band

Dressing Rooms are shared between the Theatre and Studio. Please contact us to check availability.

Lighting

Touring Company & Outside Broadcast Lighting Power

We have 400amp 3 phase DSR with powerlock connections.

All supplies are separately fused. In house distro is available for smaller socket requirements (125 amp, 63amp, 32amp).

There is 300amp 3 phase with powerlock connection in the dock for OB connection.

Lighting Control

1x ETC Eos desk.

1x ETC Eos RPU back up (4000 channels).

2x DMX tie lines run from the LX control room to all areas of the theatre and are available via a programmable ETC net3 Gateway. Additional tie lines can be installed, please contact in advance with your control requirements.

A VLAN is in place if you require Ethernet tie lines. These connect the Lighting Control Box, DSR Distro Location, Stalls Production Desk Position and Circle Front. If you are wishing to use more than specified, please contact in advance.

NB – If you are touring an ETC Net3 desk and you wish to use our in house control system, please contact us prior to arrival as setup will need to be discussed around the buildings current system.

Dimmers

All our dimmers are ETC Sensors with dual CEM+ modules (schematic available on request).

- 58 circuits across FOH bridges and rear gallery
- 24 circuits across the circle front
- 50 circuits across the FOH galleries and slips
- 24 circuits in the orchestra pit
- 36 circuits servicing the pros booms
- 132 circuits at ground level on stage
- 204 circuits across the SL and SR galleries
- 36 circuits in the forestage grid servicing the FOH flying bars
- 144 circuits in the grid servicing the over stage flying bars

Sockets including hard power are 15A. 32A Sockets are available for 5Kw dimmed or relayed circuits.

Permanent FOH LX Rig

Bridge One	20x 750w ETC Source 4 zoom, 15/30°
Bridge Two	20x 2.5k Robert Juliat 710 SX2 zoom profiles, 10/25°

We also have 3x 2.5k HMI Robert Juliat Aramis follow spots positioned on the rear gallery. 2x 1.2k HMI Robert Juliat Corrigan are shared between the studio and the theatre and may be available upon request.

Profile Stock -

- 10x Iris for Robert Juliat 710
- 10x Gobo holders for Robert Juliat 710 to take size A gobos
- 48x 750w ETC Source 4 body only
 - 28x 19° ED lens for above
 - 32x 26° ED lens for above
 - 24x 36° ED lens for above
 - 8x 50° ED lens for above

- 10x 10° 750w ETC Source 4
- 8x 14° 750w ETC Source 4
- 20x 15/30° ETC Source 4 zoom
- 40x 25/50° ETC Source 4 zoom

Fresnel Stock

- 10x 1k Robert Juliat Lutin Fresnel

Pebble Convex Stock

- 20x 2.5k Robert Juliat 329 PC
- 18x 1k Robert Juliat Lutin PC

PARs

- 32x long nose black double lock Par 64 scroller cans (various lamps available)
- 60x longnose black standard lock off Par 64

Cyclorama / Floods Stock

- 20x 1k Thomas 4 cell cyc flood
- 72x 1k Altman FC-1 focussing cyc flood

Sound

Mixing Desk & Racks

The mixing position has up to 96 ways of patchable analog audio. The four corners of the stage each have 8 dedicated audio tie lines. All patch panels consist of Audio, Speaker, CCTV, Comms and Data tie lines and run to a central Comms / Amp room substage.

The desk is a Yamaha O1v96.

The FOH rack contains:

- 1 x Mac Mini and Screen (with Qlab 3+4 installed) and network access to R1 (amp control)
- 1 x CD player
- 1 x Rosendahl Nanoclock

House Sound Rig

- 4x D&B Q7 circle cover (D12 amps)
- 2x D&B Q7 Centre (D12 amp)
- 8x D&B Q1 Stalls (D12 amps)
- 4x Q-sub (D12 amp)
- 2x B2 subs (D12 amp)
- 8x E0 surrounds, 2x L / 2x R, stalls and circle levels, (D6 amps)
- 4x E0 rear, L / R, stalls and circle levels, (D6 amps)
- 6x E0 front fills (D12 amp)
- 2x E8 Stalls fill (D6 amp)

Please see Appendix A for equipment available to hire.

How to Find Curve

Arriving by Car

Southbound

Leave the M1 at Junction 22 and follow signs for City Centre.

Northbound

Leave the M1 at Junction 21 and follow signs for City Centre.

Arriving by Bus

The main bus drop off is just a 2 minute walk from the front doors of Curve.

Arriva and First Bus services Leicester can be contacted on: 0871 200 22 33

National Express buses arrive and depart at St Margaret's bus station. Contact: 08717 81 81 78

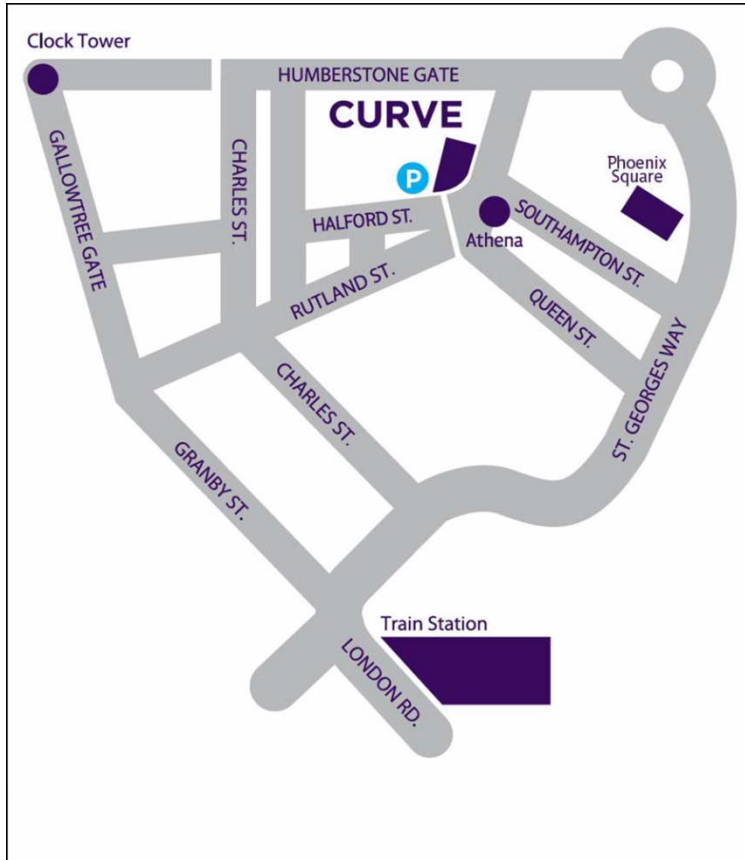
Arriving by Train

Regular services run to and from Leicester from Monday to Sunday. The station is approximately 10mins walk from the theatre. Contact National Rail Enquiries on: 08457 48 49 50

Parking

There is no private car parking on site, but Rutland Centre NCP car park is next door and costs £4.70 to park all day (please get your ticket validated at Curve Café Bar). Sat Nav users should use LE1 1TQ for Rutland Centre NCP.

The loading bays are accessed via Vestry Street, off Humberstone Gate (use LE1 1WJ for Sat Nav).



Appendix A – Equipment for Hire

The following is available to hire from Curve. *Please contact us for details and availability.*

Stage Equipment for Hire

- Grey BP (Back Projection) screen 17000mm x 8500mm
- White Cyclorama 17000mm x 8000mm
- Black sharkstooth gauze 16500mm x 8500mm
- White sharkstooth gauze 16500mm x 8500mm
- A selection of other cloths – older full black, masking etc
- Harlequin black cascade dance lino to cover main stage area
- Various sizes of steeldeck (plus various legs and treads)
- Various truss available

Lighting Equipment for Hire

2 x Avolite ART2000, 48 dimmers, all socapex outlets and patch bay.

14x Martin MAC TW1 80v, narrow beam option available

14x Martin MAC 700 wash

10x Vari*Lite VL4000 Profiles

12 x 8” Rainbow Pro scrollers to fit parcans and S4 zoom profiles

12 x 12” Rainbow Pro scrollers to fit RJ 2k fresnels/PCs (Only 5 barn door sets)

6 x 15” Rainbow Pro scrollers to fit 5k fresnels and HMI lanterns

Custom scrolls will be charged for materials and labour. Curve standard scrolls available on request.

Hire of intelligent fixtures will include a minimum of a 4 hour labour call for equipment servicing / preparation.

12 x 5k Quartz Color Studio Fresnel (Only 12 barn door sets)

4x Arri Daylight compact 4000 theatre HMI fresnel with DMX ballast

4x RJ dimmer shutters for the above units

12x L&E 3-circuit ministrip battens (6x EYC, 6x EZZ)

2x Toccata optical effects projectors

2x Strand Patt 252 effects projectors

4x VSFX drive for effects projectors, DMX controlled (4x Fleecy clouds, 4x Stormy clouds)

Please call for availability of lens sets

1x MDG Atmosphere

2x Look Solutions Unique 2.1

2x Look Solutions Viper

6 x 3m Dance Towers with Unistrut. Please advise of unit spacing.

8 x boom bases

Various miscellaneous hardware and bases available for rigging

Sound and Comms equipment for hire

Please check for availability

1 x Digico SD10 with T functionality

1x Yamaha M7CL, 48 channel digital desk

1x Yamaha DME 64 processor

1 x SD Rack populated with analog mic/line inputs and outputs

1 x SD Rack populated with analog mic/line inputs and outputs and an aviom monitoring system (Pit rack)

4x D&B E8s

2x D&B E12s

Genelec 8020s (powered monitor speakers)

Genelec 8030s (powered monitor speakers)

2x Meyer USW powered subs

8x Meyer UPA 1-c speakers

Various boom mic stands, low stands, clamp mic arms and quick-lok round base straight stands (pump)

20x RAT stands

1x Grand Opera RAT conductor's stand

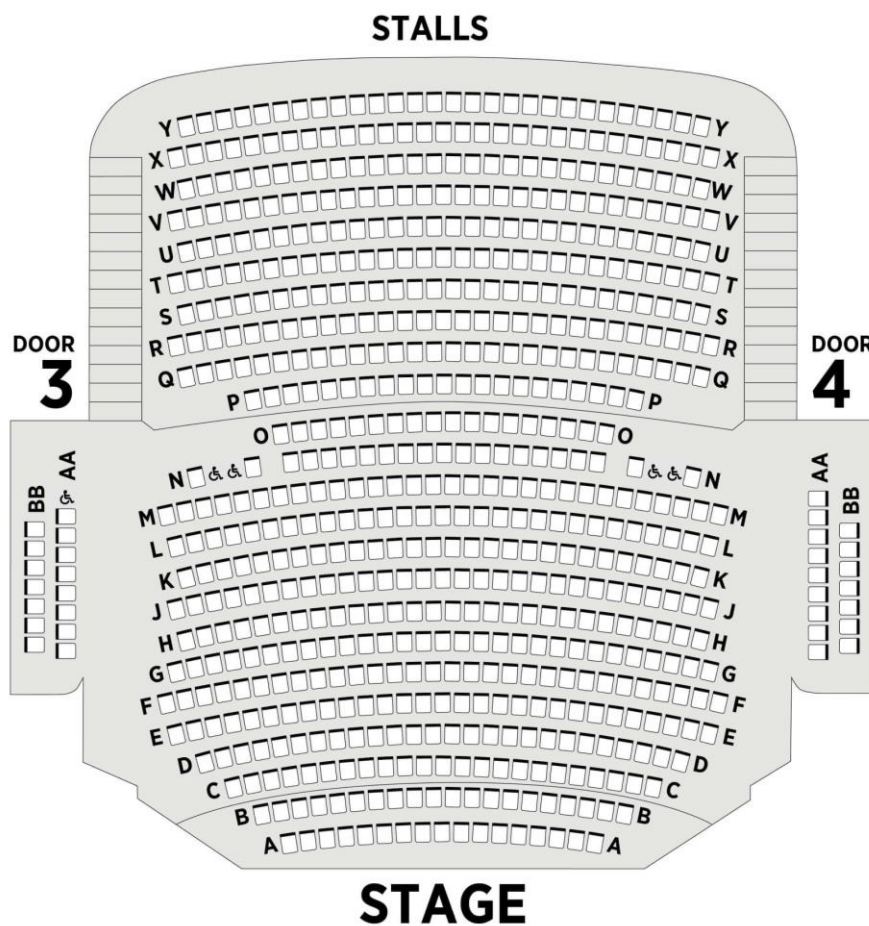
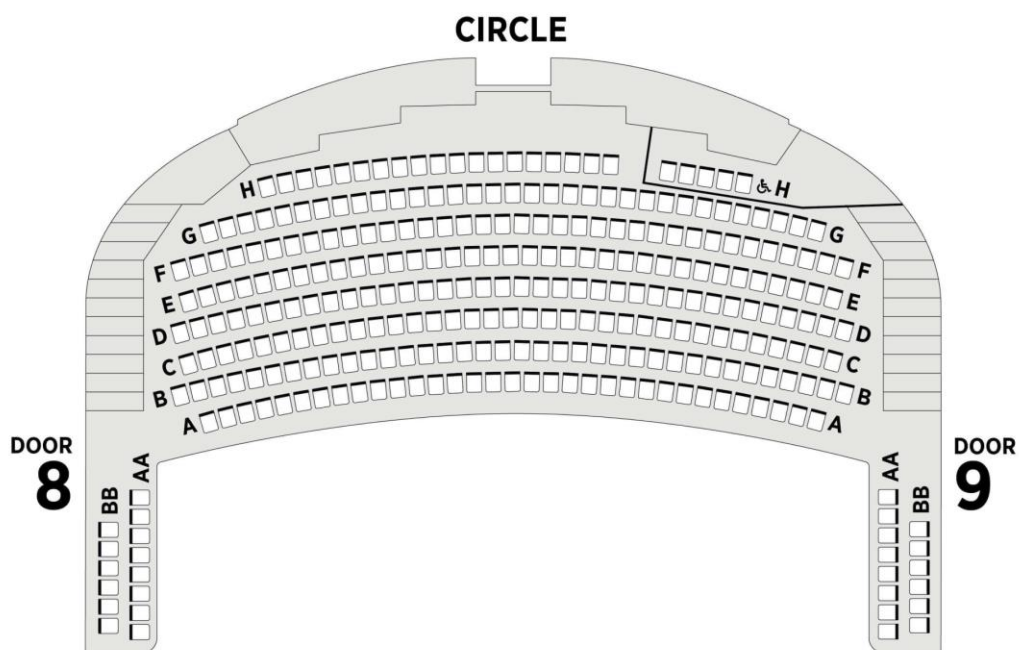
10x Clearcomm Free Speak II digital wireless comms packs

4x Telex wireless comms packs

16o/p's Qlab System

Various microphones and radio microphones available on request

Appendix B - Seating Plan



Appendix C – Fly Plot

LINE	MM	NOTES	LINE	MM	NOTES
FOH 1	-4040	Forestage Bar	137	8695	
FOH 2	-3250	Forestage Bar	138	8895	
FOH 3	-2440	Forestage Bar	139	9335	
FOH 4	-1850	Forestage Bar	140	9520	
101	410		141	9730	
102	810	(usual house tab position)	142	9930	
103	1010		143	10130	
104	1210		144	10330	
105	1410		145	10530	
106	1610		146	10730	
107	1810		147	10930	
108	2010		148	11130	
109	2210		149	11530	
110	2410		150	11930	
111	2855		151	12130	
112	3055		152	12570	
113	3255		153	12770	
114	3455		154	12970	
115	3655		155	13370	
116	3855		156	13570	
117	4055		157	13770	
118	4255		158	14150	14m long
119	4455		159	14350	14m long
120	4655		160	14550	14m long
121	4855		Up / Downstage Bars		
122	5055		301		5.2m lonmg /UDL 350KG
123	5255		302		5.2m lonmg /UDL 350KG
124	5455		303		5.2m lonmg /UDL 350KG
125	5655		304		5.2m lonmg /UDL 350KG
126	6095		Point Hoists		
127	6295		501		310kg SWL
128	6495		502		310kg SWL
129	6695		503		310kg SWL
130	6895		504		310kg SWL
131	7095		505		310kg SWL
132	7295		506		310kg SWL
133	7495		507		310kg SWL
134	7895		508		310kg SWL
135	8295		509		310kg SWL
136	8495		510		310kg SWL

All bars are 16.6m long with extensions up to 17.8m and have a maximum rating of 500kg (Uniformly Distributed Load), maximum 100kg/m, apart from where specified.

All dimensions in mm are measured from the US edge of the Safety Curtain (including FOH Bars)