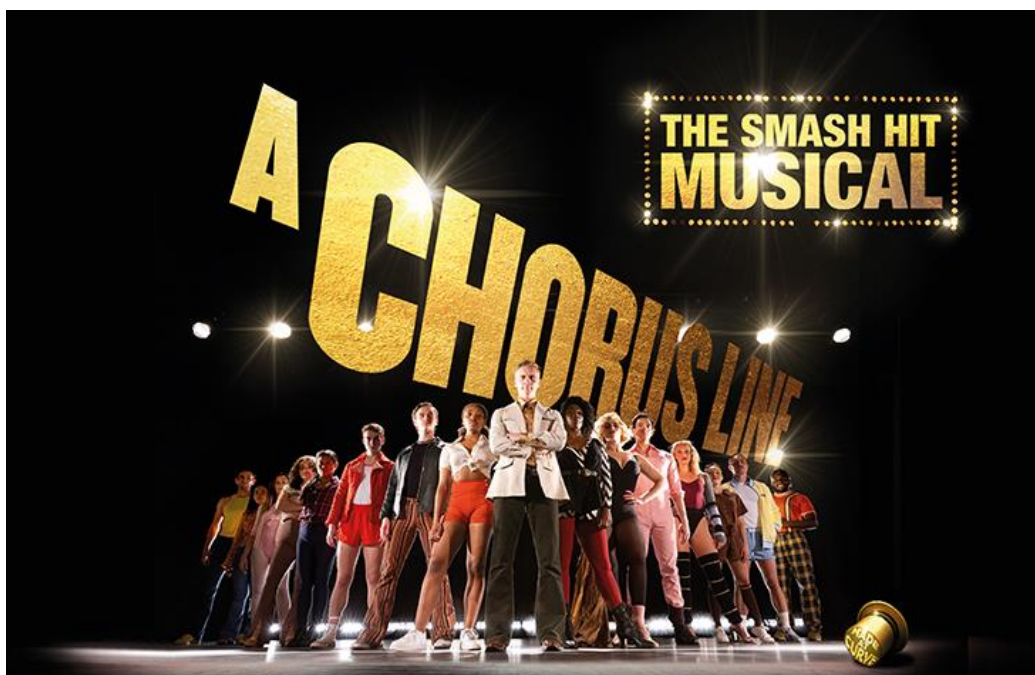




Dementia Friendly Performance Information Pack for A Chorus Line

Thursday 16 December, 2.15pm



Box Office Telephone: 0116 242 3595

Box Office Email: tickets@curvetheatre.co.uk

Address: Curve, 60 Rutland Street, Leicester, LE1 1SB



Contents

Hello and What is a Dementia Friendly Performance?.....	2
Important Information for Your Visit.....	3 – 4
Getting to Curve.....	4 - 5
About the Show.....	6
A Chorus Line - The Story.....	7 - 10
The Cast.....	11 – 12
Visual Story: Your visit to Curve.....	13 - 20
Venue Map.....	15
Production Gallery.....	21

Hello!



We are looking forward to welcoming you to **Curve** for our **Dementia Friendly Performance of A Chorus Line**. We hope you are excited to see the show!

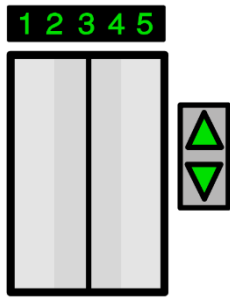
This pack is designed to give you a bit more information about the performance and our theatre ahead of your visit.

What is a Dementia Friendly Performance?

Our **Dementia Friendly Performances** are tailored to meet the specific needs of people living with Dementia. They include:

- Adaptations to the show
- Clearer visual markers and signage around the theatre
- A relaxed attitude to movement and audience responses during the show

Important Information for Your Visit




Customers are advised our public lifts at Curve are currently unavailable due to essential maintenance. Please be assured we are working with our suppliers to complete this programme of work as quickly as possible.

If you have any concerns about this in relation to your visit, please get in touch at **0116 242 3595** or e-mail **tickets@curvetheatre.co.uk**, where a member of our team will be happy to assist you.



Following the latest Government updates, **wearing a face covering at Curve is now mandatory** for all audiences and visitors over the age of 11 years. This will apply to everyone inside the building and during every performance (except when eating or drinking). In line with the Department for Education guidelines, all school groups (Key Stage 3 and above) will also be required to wear a face covering.



We understand some people will be exempt from wearing a face covering and we ask anyone this affects to inform our Visitor Experience team members upon arrival. We also ask that you consider wearing a face shield or visor.



In addition to face coverings, we continue to have in place a number of Covid-safety measures throughout the building to ensure everyone visiting and working at Curve is as safe as possible, including increased ventilation and enhanced cleaning.

Whilst it is not a requirement for entry to our building and we will not ask for proof, we encourage all audience members to take a **Lateral Flow Test** ahead of visiting us.

All Covid-safety measures are regularly reviewed in line with Government guidelines, please visit our website at www.curveonline.co.uk/plan-your-visit/faqs/ for further details.

Getting to Curve

Our address is **Curve, 60 Rutland Street, Leicester, LE1 1SB.**

Here is a map of where Curve is in the **Cultural Quarter**, and the surrounding area.



Getting here by Car

The nearest car park to Curve is the **NCP Rutland Centre Multi-storey Car Park**, next door to the theatre. The address for the car park is **56 Halford Street, Leicester, LE1 1TQ**, and it has **seven** access spaces.

Visitors to Curve can park at **NCP Rutland Centre Multi-storey Car Park** for a reduced rate of **£5.50** – please validate your car park ticket at our Box Office during your visit.

Other nearby car parks include **Queen Street Car Park (LE1 1QD)**, **NCP Lee Circle (LE1 3RE, four access spaces)** and **Highcross John Lewis Car Park (LE1 4QJ, 70 access spaces)**.

There is also a drop-off point outside our theatre.

Getting here by Bus

All Leicestershire bus services have stops within a three to 10-minute walk of Curve. Services that stop on or near **Humberstone Gate** or at **Haymarket Bus Station** are the closest.

Due to the temporary closure of **St Margaret's Bus Station**, regional bus services are currently terminating at alternative stops around the city. For more information, please see www.leicester.gov.uk/media/5k3bqvgd/smbbs-replacement-stops-map.pdf, or contact service providers directly for the latest information on your service.

For more information on your nearest bus stop, visit the Leicester City Council website at www.leicester.gov.uk/transport-and-streets/travelling-by-bus/, or call **Traveline** on **0871 200 2233**.

Getting here by Train

Leicester Train Station is less than a 10-minute walk away via **Charles Street**. For the latest service information, please visit www.nationalrail.co.uk.

About the Show




This production contains **smoke and haze**, **flashing lights**, **pyrotechnics**, **strong language** and **sexual references** throughout.



The approximate running time for **A Chorus Line** is **1 hour and 50 minutes**.

There will not be an interval during this performance.


The performance will start at **2.15pm**, and finish at **approximately 4.05pm**.




A Chorus Line is a **musical**, so there will be lots of **singing** and **dancing** throughout the performance. You can dance along during the show too if you would like to!



The music in the show is performed live by an **eight-piece band**, conducted by our Musical Director **Tamara Saringer** and sung by members of the company.



There will be different lighting states throughout the performance, with some moments in brighter lighting and other moments in darker lighting. **There will also be some flashing lights**. The lights in the auditorium will remain on at a low-level during the show.



At several moments during the performance, the Director – **Zach**, played by **Adam Cooper** - will walk off the stage, up the aisles and into the auditorium to put his questions to the company via a handheld microphone.

You will hear his voice, but you may not see him depending where you are sitting in the **theatre**. He will then return to the stage to re-join the company.

A Chorus Line – The Story

Spoiler Alert!

Below is a summary of the story of A Chorus Line. This might be helpful to know before you come to the theatre, but if you want the story to be a surprise then we suggest you don't read these pages. Please don't share these with other people as they might want the surprise too.

Set in 1975 in a Broadway theatre in New York City, New York, **A Chorus Line** opens on an audition for a new Broadway musical. The iron safety curtain slowly lifts to reveal 27 dancers being put through their paces by the show's Director **Zach** and his assistant, **Larry**.



Each of the performers is determined to get this job, their desperation told through the show's opening number 🎵 **I Hope I Get It**. The first round of cuts sees ten dancers leave the audition, with 17 still in the running for eight places that are available on the chorus line – four boys and four girls.

Zach is keen to find out more about his potential chorus dancers and invites each of the auditionees to introduce themselves and their backgrounds. Over the course of the musical we learn more about each of them - their childhoods, their teenage years, and their on-stage careers so far.

Mike Costa is the first to share his story. The youngest in his family, **Mike** shares his first encounter with performing after taking his sister's place in her dance class (🎵 **I Can Do That**).



Next up is **Bobby Mills**, who uses humour to make light of a challenging childhood. His speech is frequently interrupted by other dancers on the line who are panicking about what and how much they should share with Zach during this part of the audition (♪ ... **And...**).

After **Bobby**, **Zach** asks **Sheila Bryant** to talk. Initially, she flirts with **Zach** but then shares details of her parents' troubled marriage at a young age, and her father's controlling personality. Aged six, she found ballet to be her escape from life at home (♪ **At the Ballet**); fellow dancers **Bebe Benzenheimer** and **Maggie Winslow** join her for the number, having also experienced difficulties at home.



Married couple **Kristine Urich** and her husband **Al Deluca** are next to step forward. Ditzzy **Kristine** is a brilliant dancer but isn't quite as fortunate with her vocals, so she chooses to share her struggles with singing as **Al** finishes each of her sentences (♪ **Sing!**)

The audition then switches focus to the dancers' adolescent years (♪ **Hello Twelve, Hello Thirteen, Hello Love**). The youngest dancer, **Mark Anthony**, shares his first experience of the female form after finding a medical textbook in his father's library. Petite **Connie Wong** follows him to discuss the troubles of being 4'10" whilst **Diana Morales** shares her difficulties in finding emotion during her high school acting classes (♪ **Nothing**).



As **Don Kerr** recounts stories from a previous job in a nightclub, the other

dancers interrupt with memories of their younger years (♪ **Mother**). **Judy Turner** is also interrupted as she revisits her childhood, including the jibes made by her mother after-school and practicing kissing with another girl.

After **Judy**, **Gregory Gardner** reflects on coming out, whilst **Richie Walters** remembers his potential career path into kindergarten teaching (♪ **Gimme the Ball**).

Val Clark then steps forward. She shares a story of being marked in a previous audition as top for dancing but lower for her looks, before telling her fellow dancers that improving their image with plastic surgery can widen their career prospects – and that talent isn't everything in the industry (♪ **Dance: Ten, Looks: Three**).

Last to the line is **Paul San Marco**. **Paul** is still hesitant about what to share, and **Zach's** prompts don't get much of a response until he asks questions about his family. It is clear the questions are uncomfortable for **Paul**, so **Zach** puts the group on a break with **Larry** to learn the next routine.

Experienced dancer **Cassie** remains on stage with **Zach**, and tensions from their past relationship quickly re-emerge. **Zach** insists she's too talented to be just a chorus dancer, but she's having trouble finding work as a soloist and just wants to dance (♪ **The Music and the Mirror**). **Zach** sends her to join the other dancers downstairs.



Zach then requests that **Paul San Marco** re-join him on the empty stage. **Paul** gets emotional as he discusses his younger years, his time as a drag artist and the secrets he tried to keep from his parents. **Zach** comforts him as he begins to sob, and the dancers return to run through the next number (♪ **One Rehearsal**). Over the course of the routine, **Zach** and **Cassie** talk through the flaws in their

relationship. He accuses her of not dancing to her full potential and asks if she really wants to be part of the line; she insists she would be proud to dance among them.

In the next tap sequence (🎵 **Tap Dance**), **Paul** trips and hurts his knee. **Larry** and **Don** carry him off stage to go to the hospital, as the other dancers realise their careers could also come to an end at a moment's notice. This prompts **Zach** to ask the group what they will do when dancing is no longer an option (🎵 **What I Did For Love**), before selecting his eight dancers, who are **Mike, Cassie, Bobby, Judy, Richie, Val, Mark** and **Diana**.

A lone, male chorus dancer then takes to the dark stage beneath a single spotlight, wearing a gold top hat and golden, sparkly tails. After a few moments of dancing solo, other members of the chorus join him on stage in similar outfits for the start of the finale number, 🎵 **One**.

Several lighting rigs filled with warm white lights lower into view as the company perform the song, dancing into an array of neat formations. As the number draws to a close, the iron safety curtain lowers back onto the stage signalling the end of the performance.



The Cast

There are 23 actors in our production of *A Chorus Line*. You can meet the company in the pictures below.

The actors' real names are in **bold**, with their character beneath:



Emily Barnett-Salter
Sheila Bryant



Ronan Burns
Bobby Mills



Adam Cooper
Zach



Eamonn Cox
Swing



Bradley Delarosbel
Gregory Gardner



**Carly Mercedes
Dyer**
Cassie



Lizzy-Rose Esin-Kelly
Diana Morales



**Andre Fabien
Francis**
Richie Walters



Ainsley Hall Ricketts
Paul San Marco



Beth Hinton-Lever
Bebe Benzenheimer



Joshua Lay
Al Deluca



Katie Lee
Kristine Urich



Kanako Nakano
Judy Turner



Hicaro Nicolai
Swing



Jamie O'Leary
Mark Anthony



Tom Partridge
Don Kerr



Rachel Jayne Picar
Connie Wong



Redmand Rance
Mike Costa



Chloe Saunders
Val Clarke



Charlotte Scott
Maggie Winslow



Hollie Smith-Nelson
Swing



Marina Tavolieri
Swing



Taylor Walker
Larry, Zach's
Assistant

There is also a **young ensemble** in our production, who are split into two teams of ten performers. You will see the younger cast members in the audition at the start of the show also trying out for a place on the chorus line.

Visual Story: Your Visit to Curve

Curve is a large, round building with a glass front, as shown below.

The outside of Curve looks like this:



Halford Street Entrance

what3words: ///wide.wiping.dared

Rutland Street Entrance

what3words: ///driver.other.ideal

There are two main entrances into the building – one by our **Green Room Café** (Halford Street), and another by our **Box Office** (Rutland Street).

Both entrances have a set of glass double doors. Both doors can be opened by pressing the silver button on the wall or rail, but the Rutland Street doors will open outwards automatically as you move towards them.



There is **level access** into the building from both entrances.

When you enter the building, you will be in the **Foyer**. Our **Foyer** is one big circle which wraps around our two performance spaces – the **Theatre** and the **Studio**.

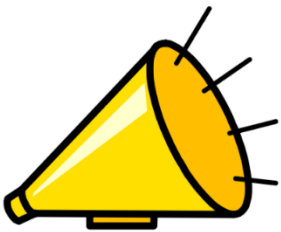


As you make your way around the **Foyer**, you will notice lots of large pictures on the big red walls. This is our **production gallery**, and features pictures from previous productions here at **Curve**.



A number of **automatic hand sanitiser points** are available around the building. To use these points, simply hold your hand beneath the dispenser.

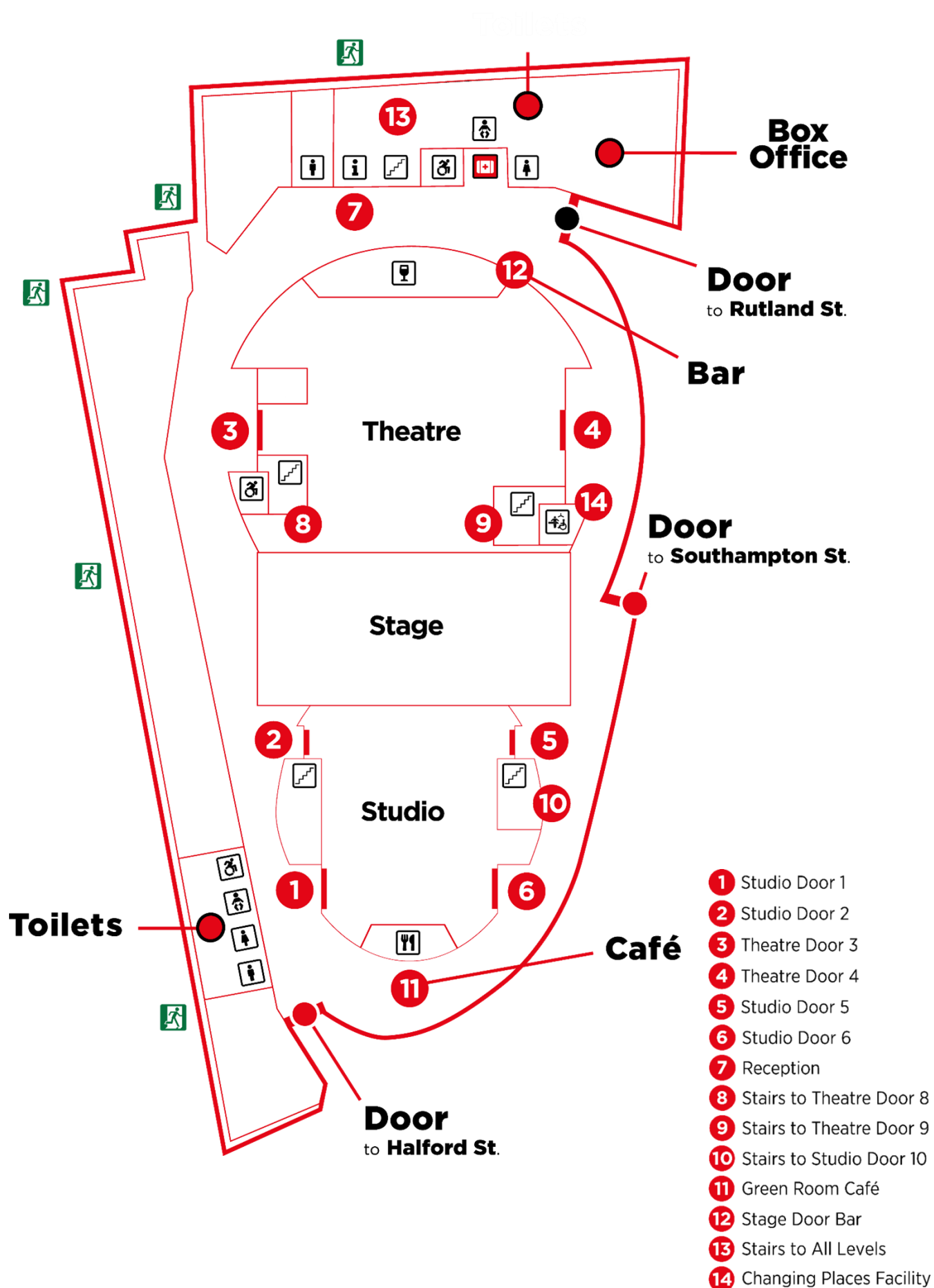
A number of push dispensers are also available around the building.



Before the show, there will be some loud announcements in the **Foyer** telling you how long it is until the show begins, and other useful information about your visit. These will be at a quieter level during the **Dementia Friendly performance**.

It may also be noisy in the **Foyer** as other audience members will be arriving to see the show.

Here is a map of the **Ground Floor** of our Theatre.



In the **Foyer** inside the Rutland Street doors, you will find our **Box Office**.



This is where you can collect your tickets for the show or buy tickets if you have not already booked.

Other audience members will also be collecting their tickets, so there might be a small queue.

Car parking tickets for cars parked in the **NCP Rutland Centre Multi-storey Car Park** next door to **Curve** can be validated at the **Box Office** for **£5.50**.



In the Foyer you will also find our **Green Room Café**.


Here you can buy a drink, snack or ice cream to enjoy before the performance.

There may be a small queue at the **Café**.

If you need to use the toilet before you take your seats, there are male, female and accessible toilets near the **Green Room Café** and **Box Office**.


A **R.A.D.A.R key** is also available at the **Green Room Café**.

The toilets look like this.



There is also a **Changing Places Facility** with adult hoist on the **Ground Floor** next to **Theatre Door 4**. Please note you will need to bring your own hoist straps to use this facility.

You will be watching **A Chorus Line** in the **Theatre**. Here is a picture of the seats in the **Theatre**. This is where you will sit to watch the performance.




Your **ticket** will tell you if you are sitting in the **Stalls** (ground floor, enter through **Theatre Door 3** or **4**) or in the **Circle** (upstairs, enter through **Theatre Door 8** or **9**). Your ticket will also tell you what door to enter through and where to sit.

If you are sat in the **Circle**, you will have to take the stairs next to **Theatre Door 3** or **4** to access **Theatre Door 8** or **9** on the Mezzanine floor (Level M). The staircase next to **Theatre Door 3** has 31 steps over three flights (9, 11, 11) and the staircase next to **Theatre Door 4** also has 31 steps over three flights (13, 7, 11). There is a landing between each flight of stairs.



A member of our **Visitor Experience Team** can help you find the right door and your seat by looking at the letters and numbers on your ticket. They will be wearing black shirts with a colourful Curve logo.

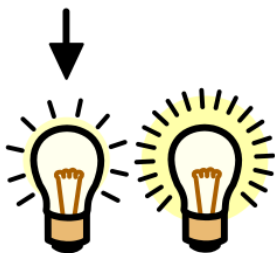
When you enter the **Theatre**, the lights will be on and it may be noisy as the audience will be excited to see the show.




You will need to pull the bottom of your seat down to sit on it.

Booster seats are available if you can't see the stage comfortably, and a member of our **Visitor Experience Team** can get one for you.

They will also be happy to help you with anything else you may need to enjoy the performance.



When the show is about to start, the lights in the **Theatre** will be dimmed but it will never go completely dark.



Everyone will try to be as quiet as they can so they can listen to the story and music, but you are welcome to interact with the performance if you would like to!

Whilst the internal doors to the **Theatre** will close, the outer doors will remain open throughout the performance, so you can leave the space and re-enter when you're ready should you need to use the toilet or take a break from the performance.

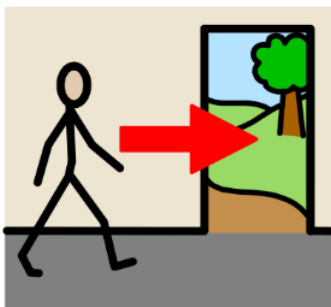


If you would like a break from the performance, you are welcome to take a seat in our Foyer. Alternatively, you can visit our **quiet spaces on the Mezzanine (Level M)**, and in **Rehearsal Room 2 (RR2)**.


You will need to take the stairs next to **Theatre Door 3** or **4** to access the **Mezzanine**, and a member of our **Visitor Experience Team** can help you find your way.



When the show has finished, the cast will come back onto the stage and bow. The audience will clap to show the cast they enjoyed the performance. You can also clap if you would like to!



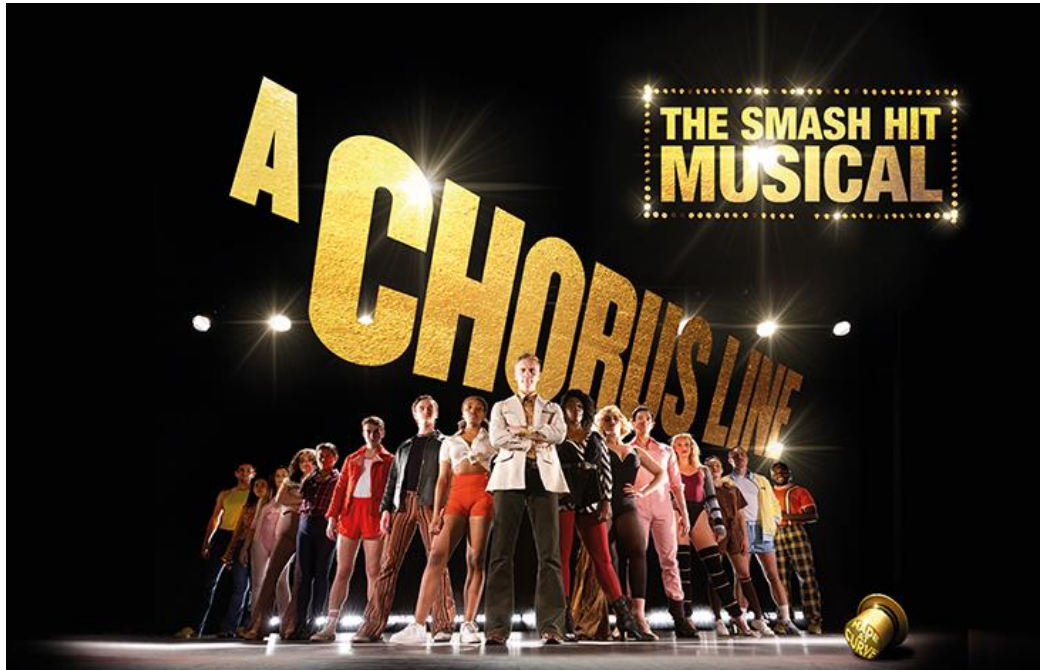
The lights will then get brighter, and our **Visitor Experience Team** will let you know when you can exit the **Theatre**. This is to ensure all audience members can leave the theatre safely.



However, you are also welcome to remain in the auditorium after the performance for a short meet and greet with the company. The company will chat to you from a safe distance and will also be wearing masks to ensure everyone's safety.

Production Gallery – Photos by Marc Brenner





We hope you find this information pack helpful ahead of your visit to Curve.

If you have any comments on this information pack, please email us on **access@curvetheatre.co.uk**.

For more information about Accessibility at Curve, please visit **www.curveonline.co.uk**, or call our **Box Office** on **0116 242 3595**.

We look forward to welcoming you!

Artwork Photography: Ellie Kurttz
Production Photography: Marc Brenner