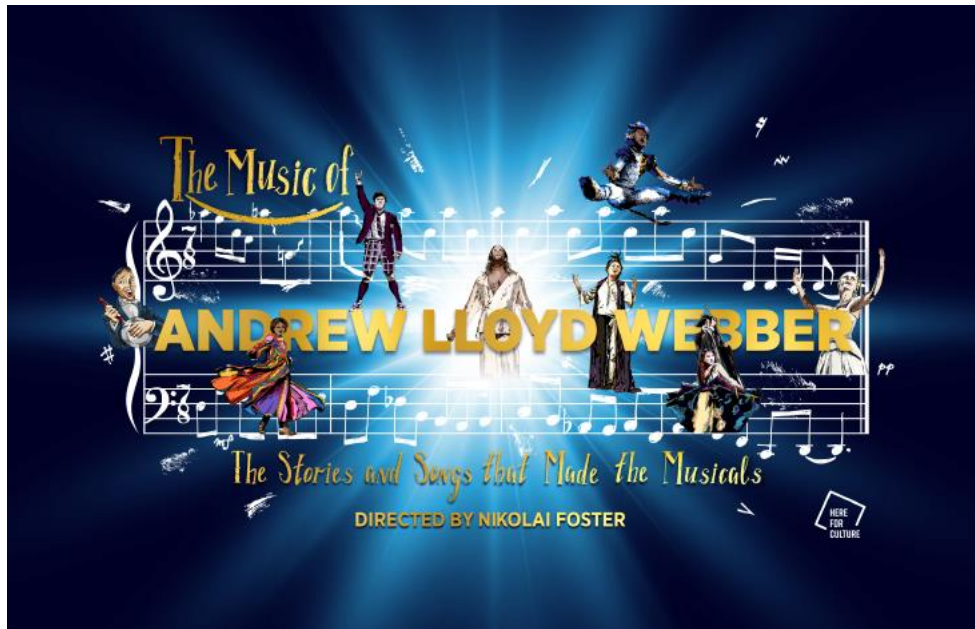




Dementia Friendly Performance Information Pack for The Music of Andrew Lloyd Webber

Wednesday 16 June, 1.30pm



Box Office Telephone: 0116 242 3595

Box Office Email: tickets@curvetheatre.co.uk

Address: Curve, 60 Rutland Street, Leicester, LE1 1SB



Contents

Welcome and Your Safety.....	2
Getting to Curve.....	3 – 4
Show Warnings and Useful Information.....	5
Song List.....	6
The Cast.....	7
Visual Story: Your visit to Curve.....	7 – 14
Venue Map.....	11
Production Gallery.....	14

Hello!

We are looking forward to welcoming you to **Curve** for our **Dementia Friendly Performance of The Music of Andrew Lloyd Webber**. We hope you are excited to see the show!

This pack is designed to give you a bit more information about the performance and our theatre ahead of your visit.

What is a Dementia Friendly Performance?

Our **Dementia Friendly Performances** are tailored to meet the specific needs of people living with Dementia. They include adaptations to the show, clearer visual markers and signage around the theatre, and a relaxed attitude to movement and audience responses during the show.

Your Safety

To welcome audience members back to Curve safely, we've introduced a number of changes and new measures throughout our building including increased ventilation, additional cleaning, temperature checks and allocated entry times into the building. To find out more, please visit

www.curveonline.co.uk/re-opening-faqs/

Getting to Curve

Our address is **Curve, 60 Rutland Street, Leicester, LE1 1SB.**

Here is a map of where Curve is in the **Cultural Quarter**, and the surrounding area.



Getting to Curve

Getting here by Car

The nearest car park to Curve is the **NCP Rutland Centre Car Park**, next door to the theatre. The address for the car park is **56 Halford Street, Leicester, LE1 1TQ**, and it has **seven** access spaces.

Visitors to Curve can park at **NCP Rutland Centre Car Park** for a reduced rate of **£5.50** – please validate your car park ticket at the self-validation points around the theatre to receive this discounted rate.

Other nearby car parks include **Queen Street Car Park (LE1 1QD)**, **NCP Lee Circle (LE1 3RE, four access spaces)** and **Highcross John Lewis Car Park (LE1 4QJ, 70 access spaces)**.

There is also a drop-off point outside our theatre.

Getting here by Bus

All Leicestershire bus services have stops within a three to 10-minute walk of Curve. Services that stop on or near **Humberstone Gate** or at **Haymarket Bus Station** are the closest.

Due to the temporary closure of **St Margaret's Bus Station**, regional bus services are currently terminating at alternative stops around the city. For more information, please see www.leicester.gov.uk/media/5k3bqvvd/smb-replacement-stops-map.pdf, or contact service providers directly for the latest information on your service.

For more information on your nearest bus stop, visit the Leicester City Council website at www.leicester.gov.uk/transport-and-streets/travelling-by-bus/, or call **Traveline** on **0871 200 2233**.

Getting here by Train

Leicester Train Station is less than a 10-minute walk away via **Charles Street**. For the latest service information, please visit www.nationalrail.co.uk.

Show Warnings



This production will contain **smoke and haze, flashing lights and pyrotechnics** throughout.

Warning


Useful Information



Time

The approximate running time for **The Music of Andrew Lloyd Webber** is **2 hours and 40 minutes**, including a **20-minute interval**.

The show will start at **1.30pm**, and finish at **approximately 4.10pm**. **Act 1** is **1 hour and 15 minutes** and **Act 2** is **1 hour and 5 minutes**.



Singing


The Music of Andrew Lloyd Webber is a **musical concert**, so there will be lots of **singing** throughout the performance.

The music in the show is performed live by an **eight-piece band**, conducted by our Musical Director **Matthew Spencer-Smith** and sung by members of the company.



Dancing

There will also be some **movement and dancing** throughout the performance. You can dance along during the show too if you would like to!



Lights

There will be different lighting states throughout the performance, with some moments in brighter lighting and other moments in darker lighting. **There will also be some flashing lights throughout the performance.**

The lights in the auditorium will also remain on at a low-level during the performance.

Song List – Act 1

Acapella

Superstar

Jesus Christ Superstar

Joseph's Coat

Close Every Door

Any Dream Will Do

Joseph and the Amazing Technicolor Dreamcoat

I Don't Know How To Love Him

Gethsemane

Jesus Christ Superstar

Buenos Aires

Another Suitcase

High Flying Adored

A New Argentina

Don't Cry For Me Argentina

Evita

Song List – Act 2

Starlight Express

Light At The End Of The Tunnel

Starlight Express

Norma In The Studio

As If We Never Said Goodbye

Car Chase

Sunset Boulevard

With One Look

Sunset Boulevard

Amigos Para Siempre

Rachmaninoff Var XVIII (A Major)

Variation 23

Unexpected Song

Song and Dance

Love Changes Everything

Aspects of Love

Take That Look Off Your Face

Tell Me On A Sunday

Tell Me On A Sunday

Love Never Dies

Love Never Dies

Cats Overture

Jellicle Bells Underscore

Skimbleshanks The Railway Cat

Macavity The Mystery Cat

Magical Mister Mistoffelees

Memory

Cats

'Til I Hear You Sing

Love Never Dies

Pie Jesu

Requiem

The Phantom Of The Opera

All I Ask Of You

Prima Donna

Music Of The Night

The Phantom Of The Opera

Bad Cinderella

Cinderella

Stick It To The Man

School Of Rock

The Cast

The music in the show will be performed by our company, who are:-




Madalena Alberto



Jessica Daley



Tim Howar



Shem Omari
James



Rosanna Hyland




Ria Jones



Karen
Mavundukure



Tim Rogers



Lord Andrew
Lloyd Webber

Also appearing in the show are **Alyshia Dhakk** (Pie Jesu soloist) and our **Curve Youth and Community Company (CYCC)**.

Visual Story - Your Visit to Curve

Curve is a large, round building with a glass front, as shown below. As part of our new safety measures we have temporarily moved our building entrances, and these are highlighted below.



Red Route Entrance

Blue Route Entrance

what3words: ///plan.pint.blows

what3words: ///wide.wiping.dared

On your ticket, you will have a specific arrival time and entry route for your visit. We kindly ask that you arrive as close as possible to your designated time to ensure we can welcome and seat all audience members safely. Please note you may be required to queue socially distanced outside until it is safe to enter the building.

The **Red Route Entrance** is located through an open gate between the NCP Rutland Centre Car Park and Curve. After scanning your ticket, please follow the passage down to the bottom set of doors where our Visitor Experience Team will greet you and guide you into the theatre.



The **Blue Route Entrance** is located at our Halford Street Entrance and is accessible via a set of glass double doors. After scanning your ticket, the doors can be opened by pressing the silver button on the wall.



There is **level access** into the building through both entrances, and our **Visitor Experience Team** will be on hand outside the venue to assist you during arrival.

Upon entering the building, you will be asked to check in using the NHS Test and Trace QR code or to complete a self-declaration form, before being directed into the **Foyer**.

Our **Foyer** is one big circle which wraps around our two performance spaces – the **Theatre** and the **Studio**.

During your visit, you will only be able to access the Red Route or Blue Route detailed on your ticket. You can find a building map showing the routes on **page 11**.

We ask all audience members to wear a face covering once inside our building. However, we understand that for health and wellbeing reasons some people are exempt. If you or a member of your party are unable to wear a face covering, please notify a member of staff upon arrival who will be able to assist. If you are exempt, you might like to consider wearing a face shield or visor instead.

Hand sanitiser points are available around the theatre.

Please also observe 2m social distancing from other audience members during your visit.



Before and during the show, there will be some loud announcements in the **Foyer** and **Auditorium** telling you how long it is until the show begins, and other useful information. These will be at a quieter level during the Dementia Friendly performance.

It may also be noisy in the **Foyer** as other audience members will be arriving to see the show.

Hospitality

Unfortunately, our **Green Room Café** and **Stage Door Bar** are closed for in-person service at this time.

If you would like to enjoy refreshments before the show or during the interval, please pre-order these using the link provided in the pre-show e-mail, which will be sent on the morning of your visit.

Alternatively, a limited selection of non-alcoholic drinks and ice creams will be served in the auditorium at your seat. You can also pre-order your refreshments via our **Box Office**; please call **0116 242 3595** and a member of the team will make this order for you. Please use contactless payment where possible.

Toilets

If you need to use the toilet before you take your seats, there are male, female and accessible toilets near the **Green Room Café (Blue Route)** and **Box Office (Red Route)**.

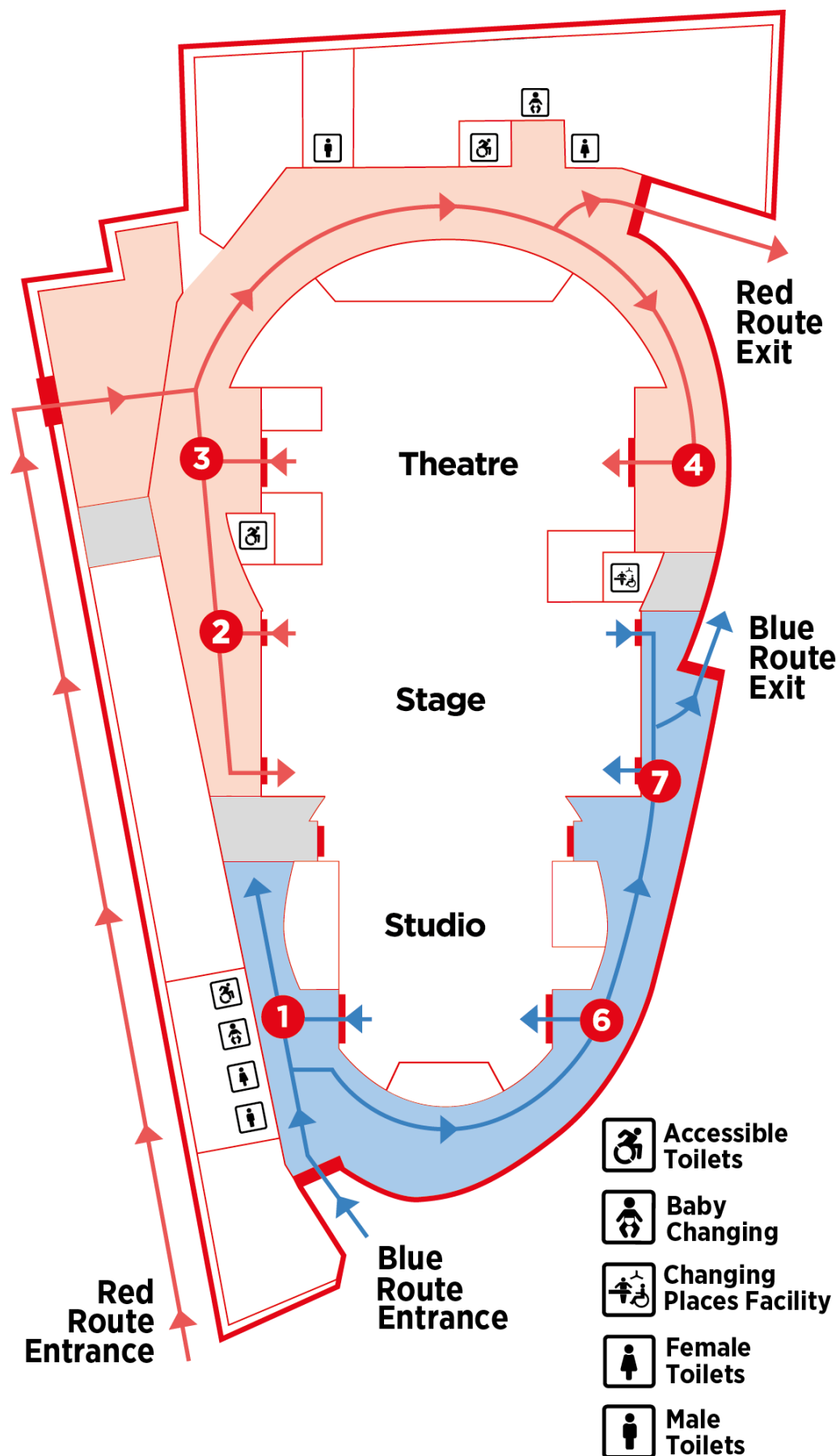
A **R.A.D.A.R key** is available at both our **Green Room Café (Blue Route)** and **Reception (Red Route)**. The toilets look like this.



There is also a **Changing Places Facility** with adult hoist on the **Ground Floor** next to **Theatre Door 4**. If you are seated in the Blue Route and would like to use this facility, please speak to a member of our **Visitor Experience Team**.


Venue Map

Here is a map of the **Ground Floor** of our Theatre.



For our socially distanced season, our auditorium has been reconfigured into an in-the-round space, combining our **Theatre** and **Studio** with two new banks of seating on stage on both the left and the right. Selected seats have also been removed from the auditorium to enable social distancing between audience members.

Here is a picture of the auditorium in the in-the-round configuration (looking on from the Theatre Circle towards the Studio).



Your ticket will tell you which area of the auditorium you are seated in, together with the door you need to enter through, and your seating row and number. All wheelchair, transfer and companion seats are level access from the Foyer.


A member of our **Visitor Experience Team** can help you find the right door and your seat by looking at the letters and numbers on your ticket. The team will be wearing black shirts with a colourful Curve logo. There will also be **additional team members** around the building wearing red t-shirts with a white Curve logo on the front. You can ask them for any help you may need.

We will open the **Theatre** doors with plenty of time before the show starts, so you can find your seat and get comfortable in the space.

When you enter the **Theatre**, the lights will be on and it may be noisy as the audience will be excited to see the show.

If you are sitting in or transferring to the theatre seating, you will need to pull the bottom of your seat down to sit on it.

If you would like us to store your wheelchair or walker during the performance, or if you need assistance with transferring to a theatre seat, please speak to a member of our **Visitor Experience Team**.



When the show is about to start, the lights in the **Theatre** will be dimmed but it will never go completely dark.

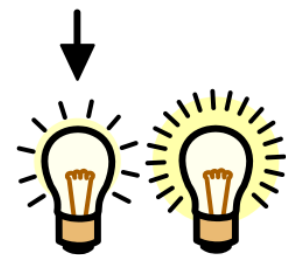
The doors of the theatre will also remain open throughout the performance so you can leave and re-enter the auditorium, should you need to use the toilet or take a break from the performance.

During the performance, there will be a **20-minute interval**. The lights will get brighter and the **Theatre** may get noisier during this time.


In the **interval**, you can use the toilet or enjoy refreshments served by our **Hospitality Team**. Unfortunately, hot drinks will not be served at this performance.

When the interval has finished, the audience will come back into the auditorium and sit in their seats.

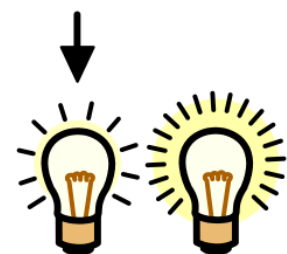
It will get darker in the auditorium again.



Lights dimmed



Interval




Lights dimmed

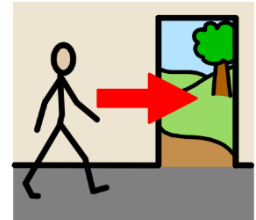
When the show has finished, the cast will come back onto the stage and bow.

The audience will clap and cheer to show the cast they enjoyed the show.

At the end of the show, our Visitor Experience Team will let you know when you can exit the auditorium. This is to ensure all audience members can leave the theatre safely.




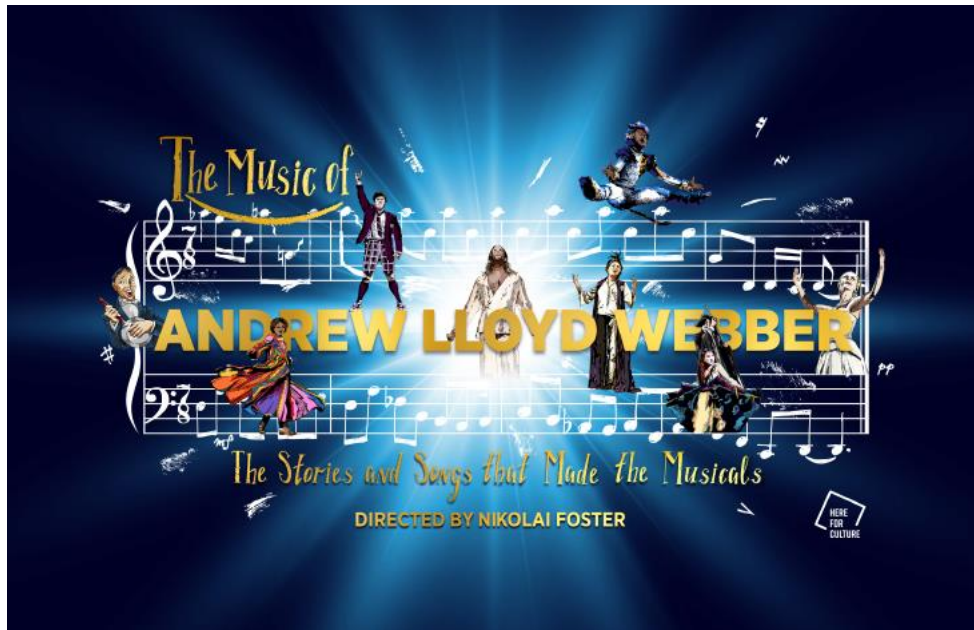
Clapping



Exit

Production Gallery





We hope you find this information pack helpful ahead of your visit to Curve.

If you have any comments on this information pack, please email us on **access@curvetheatre.co.uk**.

For more information about Accessibility at Curve, please visit **www.curveonline.co.uk**, or call our **Box Office** on **0116 242 3595**.

We look forward to welcoming you!

Production Photography: Ellie Kurttz