

Irving Berlin's *White Christmas*

Curve, Leicester



Dementia Friendly performance: Thursday 3 January 2019, 2.15pm

Running time

Act I: 1 hour 15 minutes

Interval: 25 minutes

Act II: 50 minutes

Setting

The Western Front, Christmas Eve - 1944

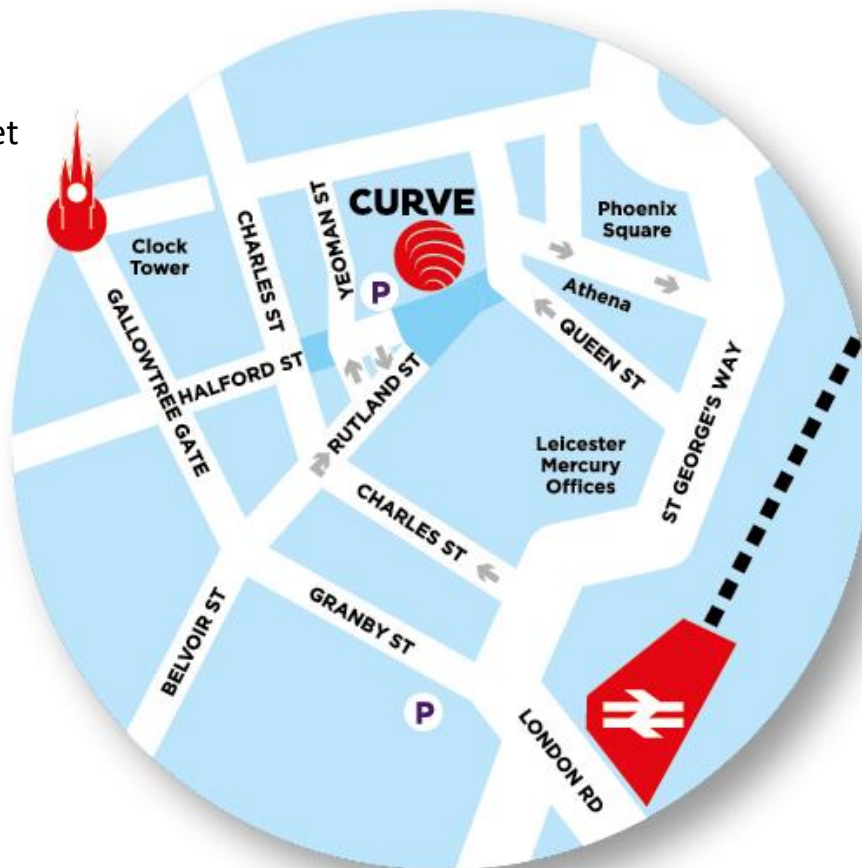
Broadway, New York City - 1954

The Columbia Inn, Vermont - 1954

Location – Getting to Curve

Address

Curve
Rutland Street
Leicester
LE1 1SB



By car

The nearest car park to Curve is the NCP Car Park next door.

Their address is 56 Halford Street, Leicester, LE1 1TQ.

Visitors to Curve can park for £4.70 – make sure to bring your car parking ticket to our café, box office or bar to receive this discounted rate.

There is accessible parking available at this car park.

We also have a drop-off point outside our entrance on Rutland Street.

By bus

The nearest city centre bus services have stops within 3-to-10-minute walk from Curve, on Charles Street and Humberstone Gate.

By train

The train station is a 10-minute walk away via Charles Street.

Location – Getting Around Curve

There are three main entrances – one near the café, one near the bar and the third in the middle.



Toilets

There are toilets on all levels of the building.

On the ground floor (stalls level), male, female and accessible toilets are located between our Reception and Box Office, and also next to our café.

There are two more accessible toilets, one by Door 3 and one by Door 4. The accessible toilet by Door 4 is a Changing Places toilet with adult changing table and hoist.

On the first floor (circle level), male, female and accessible toilets are located near the stairs.

Refreshments

Food and drink is available from our Café before the show and during the interval.

Drinks are available at our Bar one hour before the performance starts until 11.30pm.

During the interval, free tea and coffee will be served on our Mezzanine level.

Break out space

There will be a quiet space on the mezzanine level if you need a place to take a moment away from the crowds or the show.

What to expect

Announcements

Before all shows, we make announcements in the foyer to give customers information – for example, how long it is until the show begins.

Going into the theatre

The main theatre is a large, comfortable space with a friendly atmosphere.

We will open the doors to the theatre 45 minutes before the show starts, so that you can find your seat and get comfortable with the lights on.

If you have bought a drink from the café or bar, you can take that in with you.

About the performance

The lights will stay on throughout the show.

We have also taken away the louder sound effects so the show will have less noisy surprises, all sound levels are reduced and all strobe lighting has been removed.

It is okay to make noise and leave the theatre if you need to go to the toilet or have a break from the show.

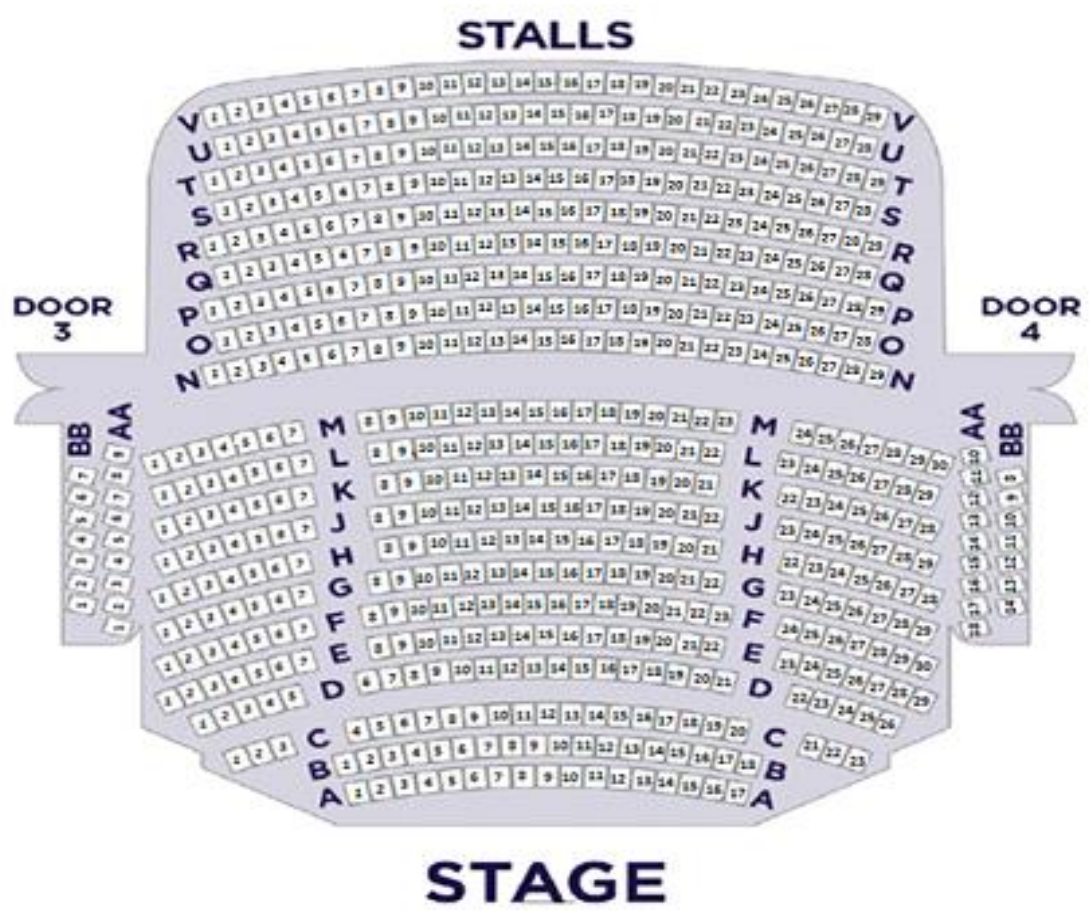
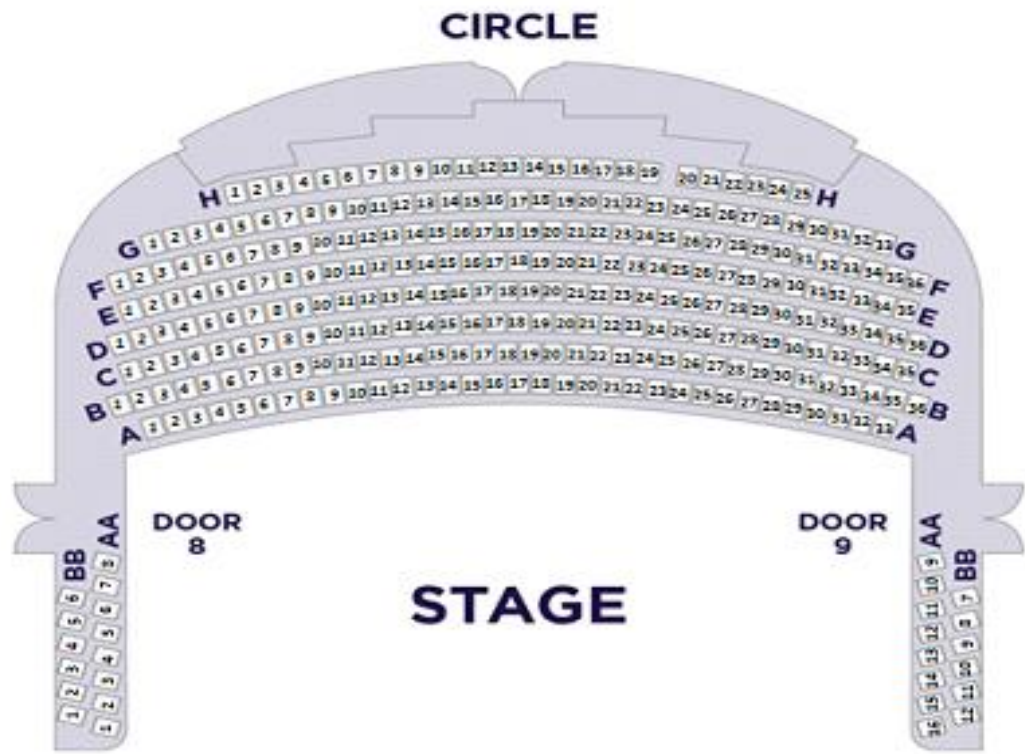
A member of our ushering team will be at the door to help you and to let you back in when you are ready to return to the show.

People on hand to help

There will be members of staff around the building wearing blue t-shirts with the phrase 'Here to Help' on them.

You can ask them for any help you may need.

Finding your seats



Summary of the show

White Christmas is based on the 1945 American musical film starring Bing Crosby.

The show is a musical, so there will be lots of singing and dancing. The show is full of classic American songs, such as *Blue Skies*, *Sisters*, *How Deep Is The Ocean* and arguably the most famous Christmas song, *White Christmas*.

***White Christmas* plot synopsis**

White Christmas tells the story of Veterans Bob Wallace and Phil Davis and their successful song-and-dance act after World War II. With romance in mind, the two follow a duo of beautiful singing sisters Betty and Judy en route for their Christmas show at a Vermont lodge, which just happens to be owned by Bob and Phil's former Army commander.

It turns out that the lodge has fallen on hard times; there's currently no snow and so no paying guests. To help General Waverly and to thank him for all he did for Bob and Phil when they were in the army, the boys bring their show from New York to the lodge in the hope that guests will come to see the show, despite no snow, and bring in some money to help save the lodge.

The boys add Betty and Judy into the show, and romance ensues. Bob likes Betty and Phil likes Judy. A misunderstanding happens and it leads to an argument between Bob and Betty, so Phil and Judy have to try and get them back together.

Show warnings

This production does contain haze, flashing lights, some loud sounds and use of snow machines at the very end.

After the show

The cast will stay behind after the show ends for about 20 minutes so that you can meet them and talk to them about the show and the characters they played. Please stay in your seats at the end of the show.

There will also be photo opportunities with the cast.

We hope you enjoy the performance!